



 Lee Valley

Garden 2024



Dear Customer,

Each year about this time, we report to you on charitable donations made possible with your assistance. The primary source of revenue is calendar sales. Less significant but still substantial contributions flow from other miscellaneous activities. While Lee Valley and Veritas both make numerous other corporate charitable donations, the ones listed here are only those that result from your direct participation.

The totals for the year 2023 are:

Calendar Sales	\$22,833
Miscellaneous	\$ 3,766
Total	\$26,599

These funds are distributed among United Way, the Red Cross, The Nature Conservancy and GreenWood.

Cheers,

Robin C. Lee
Chief Executive Officer

For more information on our designated charities, please visit:

- unitedway.ca
- redcross.ca
- natureunited.ca
- greenwoodglobal.org

What's New	3-5
Prepare your space	6-9
Build a garden bed	10-11
Start planting	12-13
Working with raised beds	14-15
Growing in small spaces	16-17
Companion Plants	18-19
Watering	20-25
Irrigation	26-27
Watering cans	28-29
Maintain Your Garden	30-31
Staking	32-35
Weeding	36-39
Lawn care	40-41
Pruning	42-45
Early harvest	46-47
Birding	48-49

EASY WAYS TO SHOP



leevalley.com



1-800-871-8158

Prices

Prices in this catalog are in US dollars and are current at the time of publication. Prices are subject to change without notice if our costs increase or an inadvertent error has been printed. Our website reflects our current prices, which supersede those in print.

Copyright © Lee Valley Tools Ltd. 2024
Content may not be copied from this catalog without our express permission.

Special Symbols

- Product is made in Canada.
- Product is made in USA.
- Product is new to this catalog.

Lee Valley Gift Card

A gift card from Lee Valley is always welcome. It is available in any amount of \$10 or more, and can include a personal message. We can send the card by mail or as an electronic version by email. Either version may be purchased and redeemed by phone, fax or mail order, or online.



Visit leevalley.com and click on the Customer Service link or call us for information on shipping rates, sales taxes, returns and more.

Customer Service: 1-800-267-8735

customerservice@leevalley.com

Guarantee – We pledge to you the best service we can provide and personal attention for every order you place. We will always try our best to give you the fastest delivery possible and the best values. If you are not satisfied for any reason, just return your purchase within 3 months* by ground mail. You can choose to either exchange the product or receive a complete refund (including our regular shipping charges); we will also refund your return parcel post costs at the ground mail rate.

*30 days for Festool, Grex, Mirka, Rikon and SawStop products

Free shipping on orders of \$50 or more.

What's New

A. Lee Valley Garden Hose with Swivel Collars *New*

These hoses are a delight to use. They are custom made to our specifications from a durable hybrid polymer material that is supple and lightweight for easy handling. With no spool memory, they uncoil neatly, lie flat in use, and wind onto a reel or hose hanger without a fight. The hose is also remarkable in that it resists kinking and remains flexible even in cool temperatures that would make typical hoses stiff. Each end of the hose has a tough plastic swivel collar designed to improve grip when tightening or loosening the threaded fittings. These collars also eliminate hose kinks at the faucet when you are pulling hose to get those last few inches of reach. The threaded fittings are solid brass and have a thick O-ring gasket on the faucet end for a reliable seal.

We offer standard $\frac{5}{8}$ " inside diameter hose as well as $\frac{3}{4}$ " hose for faster flow. All are brightly colored to ensure they are readily seen in the grass, helping to prevent you from tripping, or worse, running over it with the mower. We also offer a 10' leader hose ($\frac{5}{8}$ " inside diameter), a practical choice when you don't require a full-length garden hose. It is particularly useful as an extension to your main hose, connecting to hard-to-reach faucets or hose reels. All hoses are backed by a 20-year guarantee.

- XB211** Garden Hose, 25' x $\frac{5}{8}$ " \$ 39.50
- XB212** Garden Hose, 50' x $\frac{5}{8}$ " \$ 65.00
- XB213** Garden Hose, 75' x $\frac{5}{8}$ " \$ 89.00
- XB214** Garden Hose, 100' x $\frac{5}{8}$ " \$119.00
- XB215** Garden Hose, 50' x $\frac{3}{4}$ " \$ 69.00
- XB216** Garden Hose, 100' x $\frac{3}{4}$ " \$129.00

- B. XB210** Leader Hose, 10' x $\frac{5}{8}$ " \$ 22.50

Hoses are backed by a 20-year guarantee.



Swivel connector

50' x $\frac{3}{4}$ " hose shown.



$\frac{3}{4}$ " and $\frac{5}{8}$ " Lee Valley hoses
 $\frac{1}{2}$ " common hose



Standard threaded fittings made of brass with a thick O-ring gasket.



10' hose is useful as an extension to your main hose.

Hoses are available in 10', 25', 50', 75' and 100' lengths.

Hybrid polymer hose doesn't kink easily.



What's New



Solitary Bee Home **New**

To help support wild populations of solitary bees, this bee home provides a safe place to lay their eggs. These nonaggressive bees have a direct benefit on your



garden by pollinating many types of flowering plants nearby. The bee home is handcrafted in Canada from white oak to last outdoors for many years. About 5 1/2" x 3 3/4" x 7 1/4", it contains nine nesting blocks with different cavity sizes to accommodate various North American bee species. Each block consists of two parts held together with strong, UV-resistant elastic bands, so they can be separated for cleaning after the nesting cycle is complete. Stainless-steel mounting hardware is included, along with a guide that provides tips on placement and care, and suggests flowers you can grow to attract bees. With the right conditions, bees should begin to nest in the home within the first year.

AT506 Solitary Bee Home

\$99.00



PROTECTING POLLINATORS

Solitary pollen bees rarely sting humans and do not build hives. Instead, each female creates an independent nest for her eggs. The best way to help preserve these important pollinators is by providing them with an alternative nesting site and including native flowers in your garden.

Watering Bulb **New**

Each of these art-glass bulbs is individually hand blown in Poland, renowned for its decorative glassmaking tradition. Unlike thinner, more fragile imitators, these are built to last when used indoors or out. Not only are they beautiful, but they will also water your potted plant for up to a week, depending on the size. Water the plant normally and then fill the bulb with water, poke a hole in the soil, and insert the stem into the hole. As the soil dries it will draw the water from the bulb. Measures approximately 3 1/2" by 13" and holds about 13 oz of water.

Because the bulbs are hand blown, each has unique variations in color and size. Great for keeping plants watered while you are away.

Watering Bulb, ca.

XC479

\$15.50



TimelapseCam Pro **New**

With this 20-megapixel camera, you can produce finely detailed, high-resolution stop-motion imagery capturing a sequence of events as it unfolds over time, such as the progress of your garden through the seasons. It has a built-in white LED flash to provide clear images even in dimly lit conditions, with adjustable focus from 6" to infinity. It has a rugged weather-resistant housing with a built-in standard tripod mount and can be installed on a tree or post. Operates on AA batteries and a memory card you supply.

AB961 TimelapseCam Pro **\$215.00**



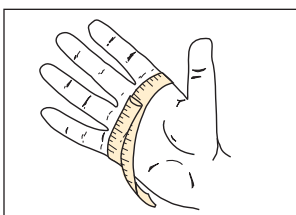

Mud Gloves **New**

After being virtually unchanged for over 30 years, the original latex-dipped work gloves have been improved. Now made from a lightweight woven bamboo fabric, they are more breathable and have better moisture-wicking capability. The form-fitting material hugs the contours of your hands, providing a snug, comfortable fit without compromising your sense of feel the way bulky gloves can. The thick, durable coating provides a waterproof, puncture-resistant barrier where you need it on the palms and fingers. The backs of the seamless gloves are uncoated so your hand can breathe. Recommended for handling the thorny branches of brambles or rose bushes, as well as wet or dry steel and lumber. Machine washable.

AH195 Mud Gloves, S-M (size 7-8) **\$14.50**

AH196 Mud Gloves, M-L (size 8-9) **\$14.50**

AH197 Mud Gloves, L-XL (size 9-10) **\$14.50**



To determine your glove size, measure (in inches) the circumference of your hand (not including the thumb) and order the closest size, e.g., a circumference of 7³/₄" would be size 8.



Insect Protection Fabric & Hoops **New**

This fabric keeps your vegetables protected from hungry insects without the need for chemical sprays. Made from UV-resistant mesh, the material is tightly woven so that even the smallest pests cannot get through. The mesh is transparent and fine enough that it does not need to be removed for you to inspect or water your plants. It also allows good air circulation and does not trap or amplify heat. Estimated lifespan of 3 to 4 years. Available on its own or with 10 garden hoops to support the fabric. The metal hoops are 76" long and bend to cover a 3' wide row (about 20" high).

XL810 Insect Protection Fabric, 7'x25" **\$34.50**

XL811 Insect Fabric & 10 Hoops **\$69.50**

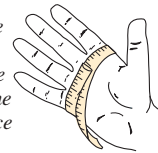


Prepare your space

As you plan your new garden, cleaning up and preparing your space is an important step. You need to find a location in full sun that has good drainage and is close to a water source.



To determine your glove size, measure (in inches) the circumference of your hand (not including the thumb) and order the closest size, e.g., a circumference of 7³/₄" would be size 8.



A. Crocodile Machete *New*

Machetes are the go-to tools in many regions for gardening and cultivation work. Though crude looking, they are a remarkably efficient tool for clearing or trimming vegetation and chopping brush to size for bundling or composting. Founded in 1874, the Ralph Martindale company is renowned for its Crocodile brand machetes. These Ghanaian-made machetes are roll-forged high-carbon steel and are tapered in section from the spine, aiding with durability while reducing overall weight. The blade has a series of parallel grooves on each face to reduce stiction. They also prevent the blade from gumming up in use, allowing it to be more easily removed from sapwood. While there are many machete blade styles, this one is popular in Ghanaian cocoa and coconut agriculture, favored for its broad section at the tip that gives it a bit more heft for ease of chopping. About 23" long overall, it has an 18" blade and a riveted hardwood handle. The blade has a rudimentary bevel edge that should be sharpened with a file. An excellent tool for tough yard work.

BL140 Crocodile Machete **\$18.50**

B. Folding Sickle

A good hand sickle is an asset for yard and garden work. With its 7" blade that folds and locks so it's easy to carry and store, this one excels at clearing patches of tall grass and weeds or cutting back overgrowth on paths or trails. At about 16" long, it is lightweight and small enough to maneuver in confined areas. All-metal construction with a rubberized end for good grip.

BL116 Folding Sickle **\$26.90**

C. Mud Gloves *New*

After being virtually unchanged for over 30 years, the original latex-dipped work gloves have been improved. Now made from a lightweight woven bamboo fabric, they are more breathable and have better moisture-wicking capability. The form-fitting material hugs the contours of your hands, providing a snug, comfortable fit without compromising your sense of feel the way bulky gloves can. The thick, durable coating provides a waterproof, puncture-resistant barrier where you need it on the palms and fingers. The backs of the seamless gloves are uncoated so your hand can breathe. Recommended for handling the thorny branches of brambles or rose bushes, as well as wet or dry steel and lumber.

Machine washable.

AH195 Mud Gloves, S-M (size 7-8) **\$14.50**

AH196 Mud Gloves, M-L (size 8-9) **\$14.50**

AH197 Mud Gloves, L-XL (size 9-10) **\$14.50**

D. Twine Dispenser with Cutter *New*

This convenient holder keeps your twine at the ready and has an integrated cutter in the center, so you don't have to go searching for scissors. Measuring 4" x 7 1/2" and made from beechwood, it comes with 426' of garden twine but fits most standard jute balls. Made in UK.

EA215 Twine Dispenser with Cutter **\$23.50**



Canvas Arm Protectors **New**

Designed to shield forearms and prevent scrapes and cuts, these gardening sleeves provide excellent protection from thorns, branches, rough lumber and other abrasive material. Made from thick, durable cotton canvas, these sleeves are 16 1/2" long and have metal snap closures at the cuffs as well as adjustable elastic, fitting up to a 14" arm circumference. Recommended for use with gardening or work gloves. Machine wash in cold water and hang to dry.

AH228 Canvas Arm Protectors, pr.

\$14.50



PEONY CARE

To prevent the spread of botrytis blight on peonies, deadhead after the blooms have faded and prune any blackened leaves.



Radius Root-Cutter Transplant Spade

When transplanting or dividing plants in dense, root-filled soil, this spade is a big help. A bevel-edged notch at the tip cuts easily into hard-packed earth, and sharp teeth along each side of the blade let you saw through thick, tangled root fibers. With a soft, textured coating, the large circular handle allows a range of natural hand positions to avoid wrist strain and offers four times the gripping surface of conventional shovel handles. Measuring 44" overall, the spade has a robust resin-encased carbon-steel shaft, a 13" long carbon-steel head with an enamel coating to resist rust, and broad steps that are folded forward at a comfortable angle, reducing the risk of foot slippage. Weighs 5 3/4 lb. A tough tool for a tough job.

PG117 Root-Cutter Transplant Spade

\$69.00

Folding Kneeler Stool

The only way to thoroughly weed flowerbeds or vegetables is on your knees, low to the ground. This often means wet, cold, dirty and stiff knees. This kneeler solves the problem and, when turned over, provides a handy seat as well. The frame (22"×10"×17") is made of tubular steel with a green enamel finish. The platform has a comfortable, waterproof kneeling and sitting pad attached. The two handles give support for raising and lowering the body and the platform isolates you from the ground. Turn the kneeler over and the handles become legs, and the platform a handy seat for weeding raised borders or just for resting. When you are finished your work, the whole unit folds down flat for compact storage. A great knee and back saver.

EB410 Folding Kneeler Stool **\$51.90**





Rake telescopes from 31" to 64".

Short-handled rake telescopes from 21" to 29".

A. Yard Bag

This yard bag is the best we've tested, with its large size and durability allowing you to collect substantial quantities of yard waste at one time. Thick seams, rugged stitching and a flexible copper wire sewn into the perimeter ensure that it remains open and won't fold in on itself, even when empty or laid on its side. Sturdy, extra-long handles at the top permit easy mobility, whether lifting or dragging, while shorter handles at the top and bottom make emptying it a breeze. Measures 20"x20"x28" high when open, with a 178l capacity, but folds down to 15"x10"x2" for easy storage. Made of 100% reusable/recyclable woven polypropylene, it is tear and moisture resistant. Rinse with a hose to clean.

XM535 Yard Bag **\$23.50**

Adjustable Fan Rakes

These versatile rakes have fan heads that are adjustable to suit the task. They are especially useful when cleaning up debris in restricted areas, such as under bushes, in window wells or in densely planted flower gardens. The short-handled rake extends your reach when sitting or kneeling. With an aluminum handle and steel tines that fan from 4 1/2" to 12" wide, it extends from 21" to 29" long. The long-handled version has tines that spread from 7 1/2" to 22" wide and a handle that telescopes from 31" to 64" long. Made largely from steel, it can be used for raking leaves and long grass, cleaning up around shrubs and dethatching small patches of lawn.

B. PH203 Short-Handled Rake **\$13.90**
C. PH202 Long-Handled Rake **\$17.90**

D. Leaf Bag Ring

It can be challenging to transfer leaves into a paper yard bag that doesn't stand fully open and easily collapses on itself. Inserted into a standard paper or plastic grocery bag, this adjustable ABS plastic ring holds the opening taut for easy filling. Whether the bag is filled in its standing position or laid down and raked into, this is a simple yet highly effective tool.



XG187 Leaf Bag Ring **\$14.50**



Composter Bracket Set

These heavy-duty brackets allow you to make a composter that fits the space you have available, providing 48 cu.ft. of capacity at its largest configuration. It is based on one of the original designs by Sir Albert Howard, a founder of organic gardening, with the boards angled and spaced to provide good air circulation and moisture to promote decomposition. Easy to assemble, the set includes four powder-coated steel brackets that hold a total of twenty 1"x6" wooden boards



(that you supply). Screws included. It is recommended that some boards be left unscrewed for quick removal, to easily access your compost for turning and removal. At a height of 3', the recommended maximum dimensions are 48" long by 48" wide (but this can be reduced to fit available space). Makes an effective and sturdy composter.

Composter Bracket Set
CT110 \$109.00



TIPS FOR SUCCESSFUL COMPOSTING

Compost is one of the best soil additives available. It adds a complete range of nutrients, as well as humic acid and various fungi, and improves porosity, aeration and drainage in heavy clay soils and water retention in sandy soils.

- For best results, build your compost pile using layers of 2" of dry vegetation, 2" of green vegetation and kitchen scraps, and 1/2" of soil. Turn after 1 week and then 5 days later. Composting should be complete within 4 weeks.
- Decayed leaves (leaf mold) are a good additive as they enrich the soil by adding humus or decayed vegetable matter. Simply heap the leaves of deciduous trees and shrubs in a partially shaded corner of the garden and keep them wet and well tamped down, turning them every few months.
- Fur shed from your dog or cat makes a nitrogen-rich addition, and gardeners who live close to the ocean can also add seaweed.
- For use in flowerbeds, mix one part compost to two parts topsoil (or existing soil). To inhibit weed growth in vegetable gardens, apply a 1 1/2" deep mulching layer over existing garden soil. For top dressing lawns, rake a 1" deep layer over the existing lawn.
- You can continue composting through winter. In autumn, set up your compost bin in a sunny spot and insulate it with straw bales or bags of leaves. Layer in dry brown material (dry leaves, grass clippings) with your kitchen scraps to promote aeration and drainage.

Dual-Batch Rolling Composter 🍁

With two separate compartments, this composter lets you continuously cycle two batches of compost from your kitchen scraps and yard waste. Once you have filled one compartment, leave this first batch to age while adding fresh material to the second compartment; when the first batch is ready, the compartment can be emptied to accept new material, while the second batch ages. Turning the barrel every few days introduces air to speed decomposition. Internal baffles aid mixing, and an adjustable vent lets you control airflow. Symbols on the sliding lid identify which compartment contains new material and which one is being left to age. Finished compost is produced in 4 to 6 weeks. The 26"x28" UV-resistant polypropylene barrel stands 36" tall on the galvanized steel frame. Each compartment has a capacity of 2.5 cubic feet. Made in Canada.

CT106 *Dual-Batch Composter \$109.00

** A shipping surcharge of \$10 applies in addition to our regular shipping charges. For areas not served by ground parcel service, contact Customer Service for shipping rates.*



Build a garden bed

Whether your garden bed contains vegetables, herbs, flowers or ornamentals, adding amendments like manure, compost or leaf mold to the soil will help ensure it is suitable for the plants you intend to grow.



A. Radius Root-Cutter Lawn Edger

This innovative tool has a notched blade with two tips that penetrate more easily than the rounded blade of a conventional edger, and the bevelled saw teeth make quick work of cutting through fibrous roots. Its large circular handle accommodates a range of hand positions. Carbon-steel blade and shaft, 39 1/4" overall.

PG118 Root-Cutter Lawn Edger

\$58.50

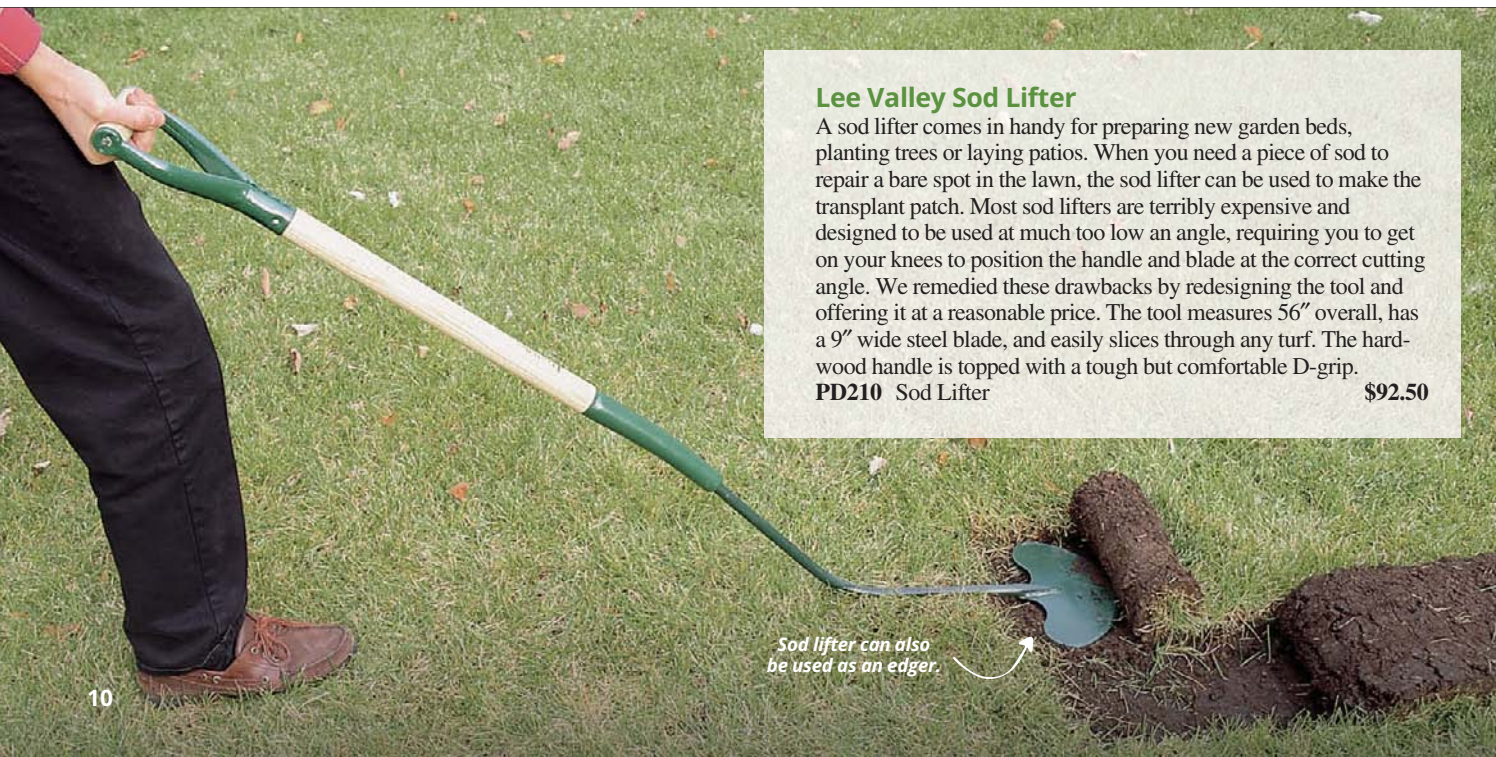


B. Soil Test Kit [USA](#)

When you plant in soil of unknown chemistry, you risk the well-being of your plants. This comprehensive soil test kit tells you exactly the state of your soil, so you can adjust it to suit the plants you wish to grow. Includes everything needed to perform ten tests for each of four different factors: pH (acidity/alkalinity), nitrogen, phosphorus and potassium. The kit contains test tablets, mixing chambers, dropper, color comparison chart, test instructions, information on pH preferences for various plants, and instructions on how to alter your soil chemistry. We found it easy to use, yielding quick results.

AA211 Soil Test Kit

\$22.50



Lee Valley Sod Lifter

A sod lifter comes in handy for preparing new garden beds, planting trees or laying patios. When you need a piece of sod to repair a bare spot in the lawn, the sod lifter can be used to make the transplant patch. Most sod lifters are terribly expensive and designed to be used at much too low an angle, requiring you to get on your knees to position the handle and blade at the correct cutting angle. We remedied these drawbacks by redesigning the tool and offering it at a reasonable price. The tool measures 56" overall, has a 9" wide steel blade, and easily slices through any turf. The hardwood handle is topped with a tough but comfortable D-grip.

PD210 Sod Lifter

\$92.50

Sod lifter can also be used as an edger.



A. Garden Auger USA


Planting usually demands a good deal of kneeling and stooping. Used with a regular power drill, this auger bit ($\frac{3}{8}$ " hex drive) lets you work in a standing position, reducing strain on the knees and back, while also saving time and effort. Measuring 24" overall with a 6" auger, it drills easily even through harder soils, creating neat 3" diameter holes deep enough for planting bulbs, annuals or seedlings. It's also an efficient way to till small patches of ground in the garden or in raised beds. Its one-piece construction of $\frac{5}{8}$ " thick carbon steel prevents the auger shaft from bending and minimizes wobbling. Made in USA.

EL309 Garden Auger **\$49.50**

B. Lee Valley Compost & Mulch Fork

The long, slender, closely spaced tines of this fork are particularly suited to handling mulch and compost. It can also be used for picking up stones greater than 1" in diameter. With a basket shape, it holds leaves, wood chips, etc., well and is much more effective than a shovel in such material. Comes with a traditional 54" ash handle with a curved ferrule. 66 $\frac{1}{2}$ " long overall.

PD223 Compost & Mulch Fork **\$82.50**



C. Deep Soil Sieve

Supplied with two interchangeable screens for coarse or fine sifting, this English-made soil sieve lets you remove twigs, stones and other debris from earth or compost. At 14" square by 5" deep, it handles a larger volume of material than most. The walls are strong polypropylene and the screens are galvanized steel with 6mm ($\frac{1}{4}$ ") and 12mm ($\frac{1}{2}$ ") mesh. Also convenient for a range of other tasks, from sorting beans to rinsing your harvest.

PT302 Deep Soil Sieve **\$24.50**



ADDING COMPOST

Compost is one of the best soil additives available. Not only will it add a complete range of nutrients, but the organic matter will improve the soil structure. It also adds a whole host of beneficial products, including humic acid (that has several good effects including an increased rate of nutrient absorption) and various fungi that create an underground mycelial web that works symbiotically with roots by freeing and transporting nutrients.

Start planting

Companion planting is growing different plants close together that benefit each other by deterring insect pests, attracting pollinators or improving growing conditions. Consider incorporating companion planting alongside the popular square foot gardening layout. You can refer to our companion planting infographic on pages 18-19.



Lee Valley Garden Tote Bag

This tote has everything we look for in a garden bag. It has a large opening to make it easy to view and sort through the contents and plenty of pockets and open space to hold tools and supplies. It can even transport a number of seedling pots. The 9"×16"×10" deep interior has two pockets and a row of elastic loops for holding tall, narrow supplies such as plant markers. There are also nine outer pockets and an elastic cord along the sides to hold tool handles upright. The thick walls and a wire core in the rim provide rigidity to the bag, and the hard plastic bottom protects against wear and keeps out ground moisture. Cleaned easily with a hose, the tough 600 denier nylon sheds water well. An excellent tote with many uses.

XH561 Garden Tote Bag **\$55.00**



Color-coded holes show correct seed spacing within a square foot.

Seeding Square

With this template, seeds are sown in specific positions within one square foot, allowing enough room for each to grow to maturity without wasting space. Correct seed spacing is shown with color-coded holes matched to a chart of 46 vegetables. A graduated dibber helps you set the right planting depth and can also be used as a spoon with the included funnel to deposit tiny seeds. When you're done seeding one section, the template can be moved over to plant the adjacent square foot. Made from durable ABS and polypropylene plastic.

AA730 Seeding Square **\$29.50**



SUN REQUIREMENT

A plant that grows in "full sun" requires at least six hours of direct sunlight per day in the summer months.

A. Self-Watering Raised-Bed Hardware

This innovative hardware kit provides components for assembling a raised wicking bed that lets you efficiently irrigate plants while reducing the amount of watering required.

An excellent option for vegetable gardening, it lets you set up growing space on level ground in your yard without the need for digging, and helps to keep plants watered while you are away or during prolonged periods of hot, dry weather.

Combined with materials you supply – a few tools, wood to build a supporting frame, and growing medium – the hardware kit is easy to assemble. It contains sturdy, high-quality components made in Australia from recycled polypropylene. There are eight wicking cells that clip together to form a raised platform to support the soil. A flat-packed liner folds to make corners, forming a container that holds the cells and creates a reservoir. Each cell has four evenly spaced slotted legs that permit the soil to wick moisture up from the reservoir as needed, providing consistent irrigation throughout the bed. An inlet pipe lets you easily add water to the reservoir; an overflow pipe allows excess rainwater to run off to avoid over-watering.

To simplify building an outside frame, we've included eight heavy-gauge galvanized steel stacking corners with screws for fastening the lumber. This is enough hardware to make a two-tier box 63" long by 32" wide from nominal 1"x8" wide material, providing about 9" of growing depth. Instructions are included. A simple, effective system. **EG375 Self-Watering Raised-Bed Hardware \$249.00**



B. Vegepod Container Garden

Providing an easy way to grow an abundant crop of vegetables, this planter combines a self-watering system and protective covers. Made from UV-stable plastic that resists cracking and fading, it has a growing depth of 10" and contains slotted inserts that support the soil above a built-in reservoir. The soil wicks moisture from the reservoir as needed, keeping plants watered for extended periods. The 27" tall, removable hinged cover has a permeable mesh that lets in air, sunlight and rain while protecting plants from pests and harsh weather. When connected to a water source, a misting line in the cover's frame emits a gentle spray over the entire planting area, ideal for raising delicate seedlings. For a head start on the growing season or to prolong it in colder months, the included 12 mil thick PVC frost cover fits over the mesh, creating a microclimate by trapping heat and moisture. Assembly required; instructions and hardware included.



Planter	Planting Area	Soil Volume	Reservoir Capacity	Price	
B. EG354*	Small 19"×39"	5.1 sq.ft.	100/ (3.5 cu.ft.)	16/ (4.2 U.S. gal.)	\$230.00
C. EG355*	Medium 39"×39"	10.6 sq.ft.	225/ (7.9 cu.ft.)	32/ (8.5 U.S. gal.)	\$350.00
D. EG356*	Large 39"×78"	21.1 sq.ft.	450/ (15.9 cu.ft.)	64/ (16.9 U.S. gal.)	\$500.00

* Shipping surcharges apply in addition to our regular shipping charges: \$20 for the planters and \$10 for the stands. For areas not served by ground parcel service, contact Customer Service for shipping rates.

We carry stationary and trolley stands for Vegepod container gardens at leevalley.com



Working with raised beds

An excellent option for beginners, raised beds are easy to tend and harvest and are adaptable to your space. They are also less susceptible to pests than other garden beds.



Lee Valley Mid-Length Garden Tools

A convenient length for working in raised beds or from a seated or kneeling position, these tools are made to our specifications and will last a lifetime. About 23" long overall, they let you reach farther than typical hand tools while being easy to maneuver. All except the bed rake have stainless-steel heads; the blades and tines are secured to the tangs with strong, smooth welds. Shaped for comfort, the lacquered beech handles have stainless-steel ferrules. The **trenching hoe** has a 4" wide, 5½" long spear-point blade that's equally useful for weeding, furrowing or breaking up soil. Its bevelled edges slice under soil to sever roots and remove shallow-rooted weeds. The **three-prong cultivator** has rounded tines that aerate the soil while uprooting weeds. The **bulb planter** has a narrow 1¾" wide, 5¾" long blade with a bevelled spear-point tip. The **crack weeder** has a sharp slicing blade and thin-profile hook for weeding between walkway and patio stones. The **bed rake** is 4" wide and has seven closely spaced nickel-plated carbon steel tines. All the tools are well balanced and lightweight. Available individually, as a set of three tools (hoe, cultivator, weeder) or as a set of all five.

- | | |
|---------------------------------|-------------|
| A. AB670 Trenching Hoe | ■▲ \$ 41.90 |
| B. AB661 Three-Prong Cultivator | ■▲ \$ 37.50 |
| C. AB664 Bulb Planter | ▲ \$ 43.50 |
| D. AB662 Crack Weeder | ■▲ \$ 41.90 |
| E. AB665 Bed Rake | ▲ \$ 43.50 |
| AB672 Set of 3 Tools ■ | \$109.00 |
| AB674 Set of All 5 Tools ▲ | \$179.00 |


F. Lee Valley Garden Tool Wall Rack **New** 🍁

We designed this rack as a way to store our line of Lee Valley medium-handled garden tools on a wall, keeping them organized, out of the way and at the ready in a garden shed. Of course, it can be used with other tools as well, provided they have a similar handle shape, tapering to less than 1⅛" in diameter to slip into the sockets, with a thicker section to stop them from sliding all the way through. Made from 15mm thick unfinished Baltic birch plywood, the 21¼" wide rack holds seven tools and mounts with two included screws; mounting holes are spaced on 16" centers. Minor assembly required. Made in Canada.

AB635 Garden Tool Wall Rack

\$28.50





Example of a raised-bed configuration using 18 stakes.

Lumber not included.

A. Raised-Bed Stakes

Sold in pairs, these stackable stakes make it simple to create a raised bed. Just mark out the area, drive the 11" long stakes in where needed, and drop 2x6 lumber (not included) into the brackets on the stake. If you want the walls higher, stack the corner stakes on top of each other. Now fill the box you've just created with soil and you have an instant raised bed. The brackets adjust to any angle between 60° and 180° to make a variety of shapes. A very simple way to make a raised bed. Made of fade-resistant ABS plastic.

XK615 Stakes, pr. \$19.90 \$17.90



Grow box shown measures 3'x4' and uses 12 stacking corners.

Wood not included.

B. Raised-Bed Grow-Box Corners

The advantages of gardening in grow boxes – less weeding, more control over water and fertilizer, and ease of tending and harvesting – are well documented. This set of stacking corners gives you everything you need, except the lumber, to make one 8" high tier out of nominal 1"x8" material (or 2"x8" material that has been chamfered for fit). Each set includes four heavy-gauge galvanized steel stacking corners, screws for fastening the lumber and instructions. A three-tier box gives you a bed deep enough to be both effective and convenient. Tall people might want four tiers for best height. A 4' wide and 8' long grow box is easy to reach across comfortably and prevents boards from bowing in the middle. The kit is also good for making removable sides for wagons or utility trailers, which can be collapsed flat for storage when not in use. Several kits can make a stacking composter. Made in Sweden.

XK605 Stacking Corners, set of 4 \$24.50 \$22.10

Lee Valley Garden Knives

These knives have a trowel-like blade with a sharp edge to let you use the same tool for digging, planting and cutting. The blade is sharpened on both sides, with serrations on one edge to help with cutting tough roots or dividing perennials. Deeply stamped markings on the blade (in 1/2" and 5mm increments) help you set the correct planting depth for seeds and bulbs.

The small knife is 10 3/4" long with a 5 7/16" long, 1 5/8" wide blade, and the large knife is 13 1/2" long with a blade just under 7" long and 2" wide. Both are suitable for gardening in containers or the ground, and the small knife is particularly friendly to smaller hands. Each has a stainless-steel blade for durability and corrosion resistance, secured to the tang with strong, smooth welds. The beech handles are shaped for comfort, are lacquered and have a ferrule capping the end grain to prevent swelling or splitting. A synthetic leather sheath with a belt loop is included. Made to our specifications, these knives will easily last a lifetime.

C. BL127 Small Garden Knife \$31.50
D. BL126 Large Garden Knife \$37.90
BL128 Set of 2 Garden Knives \$57.50



Growing in small spaces

Containers are an ideal way for urban dwellers to grow herbs, vegetables and flowers on a small patio or balcony.



Adjustable-Flow Drip Spike

This drip spike offers a simple way to keep plants consistently watered for up to 2 weeks at a time. The adjustable flow control lets you set the release rate based on the plant's needs. Simply use any plastic drink bottle (up to 2 litres) to hold the water supply; the stepped, tapered adapter forms a snug seal. Water seeps steadily through small holes below the soil surface, flowing to the root zone where it is most needed. An easy way to care for plants while you're on vacation or ensure new transplants don't dry out. Minimum 5 1/2" soil depth required if used in pots or planters. Made in Italy from 70% recycled plastic. **1+ \$11.50** **3+ \$10.30**
XC488 Drip Spike, ea.



Mesh Fabric Pots **New**

Commercial growers value fabric pots because the porous material permits the aeration and drainage needed for healthy growth. Proper ventilation helps disperse excess heat and ensures roots become naturally air-pruned, which helps them develop into a hardy, fibrous root system. Made from durable plastic-coated mesh, these pots easily fold flat for storage but remain rigid enough to hold their shape when in use. They have sturdy nylon handles for easier handling when filled with soil. The 7 gallon pot is 12" high and 13" in diameter, a convenient size for growing herbs and greens. At 12" high and 16" in diameter, the 10 gallon pot is ideal for growing tomatoes, peppers or large perennials. The 15 gallon pot is 11" high with a 19" diameter, providing more growing space for a herb garden or shallow-rooted plants such as onions, garlic and lettuce. The 25 gallon size, 17" high by 21" in diameter, is a suitable size for small trees, shrubs, potatoes or large mixed plantings. All are UV-stable and washing machine safe. Ten-year warranty.

XB885 7 gal. Mesh Fabric Pot **\$16.50**

XB886 10 gal. Mesh Fabric Pot **\$20.90**

XB888 15 gal. Mesh Fabric Pot **\$18.90**

XB887 25 gal. Mesh Fabric Pot **\$26.90**



A

B

D

Large pots may require multiple bulbs.

Wrist maintains a natural position as you work.

C

A. Small Garden Tool Set

Don't let the price fool you; these are not feeble plastic tools. Made from glass-fiber-reinforced polypropylene, they are lightweight, strong and non-rusting. Children will enjoy learning to garden with this brightly colored selection of tools, suitably sized from 8" to 9" long. Adults can use them for indoor gardening, as they are easier to store and less cumbersome than traditional hand tools, and they won't scratch surfaces the way metal tools can. The set of six includes a wide trowel, four-prong cultivator, weeding fork, narrow trowel, two-prong cultivator and weeder. A great value, they are also appropriate as a beach or sandbox set.

AA615 Small Garden Tools, set of 6

\$11.90

B. Radius Ergonomic Soil Scoop

The broad, low-profile design of this scoop is ideal for transferring soil quickly from bags, taking a large volume of soil in each scoop. The sloped walls help reduce spills, and the serrated edges are convenient for cutting open bags of soil or mulch. Unlike typical hand tools that force you to keep your wrist at an awkward angle, the curved handle lets you keep your joints in natural positions, while the strongest arm muscles do the work. The 1 3/8" diameter handle is also thicker than most, making it easier to grip, especially for arthritic hands. Made of strong aluminum-magnesium alloy. Lifetime warranty.

AD836 Soil Scoop, 8 3/4" x 4 3/8"

\$18.90

C. Set of 2 Mini Garden Shears

These shears have a distinctive finger rest that not only aids grip but allows greater freedom of movement than a conventional handle design. Placing the rest between two fingers lets you relax your grip between cuts, so you can use your fingertips for other tasks without having to put the tool down. The set includes one pair of 5 1/2" round-nose shears with 1" blades for cutting stems up to 3/8" in diameter, and one pair of 6 1/2" needle-nose shears with 2" fine-tip blades for precise work.

AB379 Set of 2 Mini Garden Shears

\$19.50


D. PlantWell Watering Bulb

Here's an easy way to ensure water is delivered close to the plant's root zone, preventing water loss through runoff and evaporation. It can be used in a container or directly in the garden, buried with the spout exposed for filling with a hose or watering can. You may add a water-soluble fertilizer to feed your plants at the same time. The durable polypropylene insert is 10" long with a 3" diameter bulb. Package of three.

PlantWell Bulbs, pkg. of 3

AK204

\$11.50



Water is delivered to root zone.

EARLY SPRING GARDENING TIPS

Use a cold frame to warm up the soil faster and allow early planting of lettuce, spinach, radish and other cool-weather crops.

Clean and sharpen tools in the quiet days of early spring before the growing season starts.

Prune summer-flowering shrubs before they leaf out. It is easier to see the overall structure and any broken branches or bare spots.

When the ground starts to thaw, remove winter protection from shrubs to prevent overheating or the development of fungal diseases with the warm, damp environment.

It is important not to overwater seedlings, especially in the beginning stages of growth. Overly wet soil encourages the development of damping-off disease.

When there is a risk of frost at night, place a jug of warm water inside your cloche to provide heat to a plant.

SPRING GARDENING TIPS



Attract beneficial insects by planting a variety of nectar- or pollen-rich plants such as bee balm, marigold, black-eyed Susan, cornflower, borage, sunflower and coreopsis.

Transplant your outdoor plants on a cloudy or rainy day to prevent sun scorching and stress.

Try planting clover between closely planted crops to prevent weed growth. After harvest, turn the clover under to add nitrogen to the soil.

Staking a plant early in the season not only minimizes root damage, but allows the plant to cover the support as it grows, making the support virtually invisible.



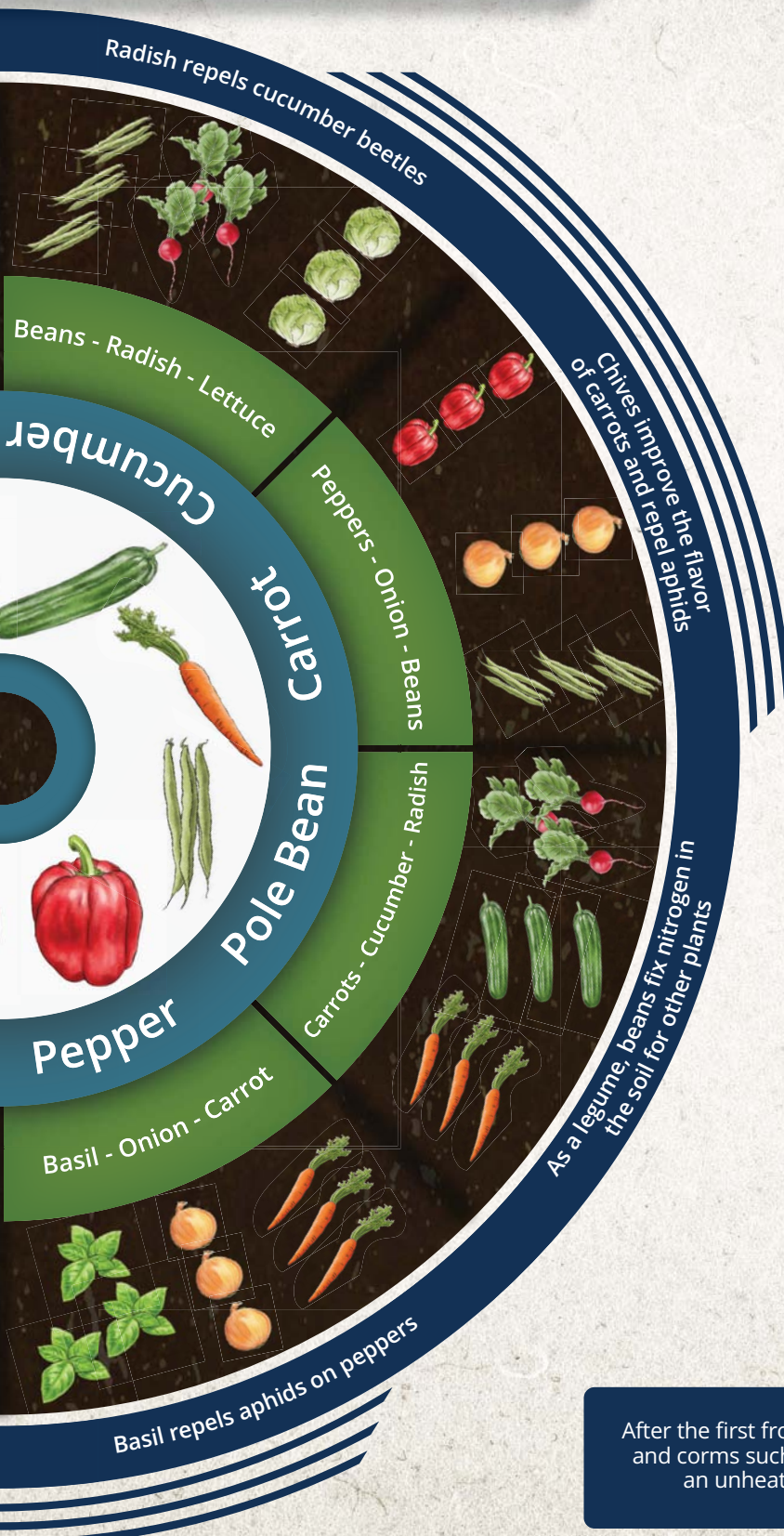
LAWN CARE

When seeding your lawn, select a blend of grass seed that is suitable to your region and climate. Consider using alternatives, such as ground covers, where grass is underperforming.

COMPANION



N PLANTING



SUMMER GARDENING TIPS

Harvest cucumbers just before they reach full size. If you leave them on the vine too long, the plant will stop producing fruit.

It is easier to remove deep-rooted weeds after a rainfall or after soaking the soil with a hose.

Don't wash your garden produce until you are ready to use it. Most fruits and vegetables become susceptible to mold if washed before storage.

If possible, you should hang your garden hose in a shady spot. The sun's UV rays will damage all but the toughest hoses over time.

Prune birch and maple trees after they have fully leafed out and the sap is no longer flowing.

By adding an in-line fertilizer to your drip irrigation system, you can fertilize and water at the same time.

FALL GARDENING TIPS

Spring-flowering bulbs such as tulips, daffodils and crocus should be planted 3 to 4 weeks before the ground freezes to give them time to develop roots before going dormant for the winter.

Leaves can be shredded and added to gardens as a protective mulch for the winter.

Gather seeds for next year's crops on a cool, dry day, and store in a paper bag in a cool, dry location.

Be sure to label seeds for storage with the variety name, height, color and bloom time.

Continue to water evergreens until the ground freezes.

After the first frost, dig up, cut back and store tender perennial bulbs, tubers and corms such as canna lilies, dahlias and gladiolas in a cool area such as an unheated garage or in the basement against an exterior wall.

Watering


Effective watering is key to successful gardening. Whether it is a traditional watering can or a drip irrigation system, your watering system can be as simple or sophisticated as you like.

A. Lee Valley Garden Hose with Swivel Collars **New**

These hoses are a delight to use. They are custom made to our specifications from a durable hybrid polymer material that is supple and lightweight for easy handling. With no spool memory, they uncoil neatly, lie flat in use, and wind onto a reel or hose hanger without a fight. The hose is also remarkable in that it resists kinking and remains flexible even in cool temperatures that would make typical hoses stiff. Each end of the hose has a tough plastic swivel collar designed to improve grip when tightening or loosening the threaded fittings. These collars also eliminate hose kinks at the faucet when you are pulling hose to get those last few inches of reach. The threaded fittings are solid brass and have a thick O-ring gasket on the faucet end for a reliable seal.

We offer standard $\frac{5}{8}$ " inside diameter hose as well as $\frac{3}{4}$ " hose for faster flow. All are brightly colored to ensure they are readily seen in the grass, helping to prevent you from tripping, or worse, running over them with the mower. We also offer a 10' leader hose ($\frac{5}{8}$ " inside diameter), a practical choice when you don't require a full-length garden hose. It is particularly useful as an extension to your main hose, connecting to hard-to-reach faucets or hose reels. All hoses are backed by a 20-year guarantee.

- B. **XB210** Leader Hose, 10'x $\frac{5}{8}$ " \$ 22.50
XB211 Garden Hose, 25'x $\frac{5}{8}$ " \$ 39.50
XB212 Garden Hose, 50'x $\frac{5}{8}$ " \$ 65.00
XB213 Garden Hose, 75'x $\frac{5}{8}$ " \$ 89.00
XB214 Garden Hose, 100'x $\frac{5}{8}$ " \$119.00
XB215 Garden Hose, 50'x $\frac{3}{4}$ " \$ 69.00
XB216 Garden Hose, 100'x $\frac{3}{4}$ " \$129.00




C. Auto-Retracting Hose Reel **New**

With this well-made retracting hose reel, winding and unwinding a hose is far less of a struggle. You can play out as much of the hose as you need; when you stop pulling, an internal ratchet system locks it at that length. A short, swift tug disengages the lock, allowing the sprung mechanism to retract the hose automatically. A roller guide ensures it coils back onto the spool evenly without bunching or binding. Easy to install, the UV-stable plastic reel fits onto an included wall bracket that allows it to pivot 180°. For winter storage, simply lift the reel off the mount without having to remove the hose or the wall bracket. The reel has 100' of $\frac{1}{2}$ " O.D. hose, a good length for most urban lots, and comes with mounting hardware, a spray nozzle and a 59" feeder hose for connection to your faucet.

XB169 Auto-Retracting Hose Reel

\$219.00






Brass Quick Connects *New*

Made of solid brass, these durable quick connects allow you to quickly connect and disconnect hoses, hose attachments and sprinklers by sliding the spring-loaded ring about 1/4". We offer a tap adapter, a tool adapter, and their couplers in male and female. The female hose-end water-stop coupler has an internal valve that instantly stops water flow when disconnected, so you never have to run back to shut off the faucet when changing accessories. Available in sets or separately. We also offer a double female adapter that has a swivel design and threads on both ends. This prevents your hose from twisting and kinking when connected to attachments and provides a secure, leak-proof link. All are built to last.


- A. AL961 Female Hose-End Water-Stop Coupler \$10.50
- B. AL962 Female Hose-End Quick Coupler \$ 7.90
- C. AL963 Female Tap-End Adapter \$ 5.50
- D. AL964 Male Tool Adapter \$ 5.50
- E. AL965 Male Hose-End Quick Coupler \$ 7.90
- F. AL966 Quick Connect Set with Water Stop (A&D) \$15.90
- AL967 Quick Connect Set (B&D) \$13.50
- AL968 Tap-End Quick Connect Set (C&E) \$13.50
- G. AL960 Swivel Double Female Adapter \$ 7.90



Adjustable-Pattern Oscillating Sprinkler

This sprinkler's spray pattern can be adjusted in three ways, letting you direct the water exactly where it's needed so it isn't wasted on driveways, fences or paths. Two rows of in-line nozzles can be aimed independently, setting the spray in a wide or narrow fan, or directed to the left or right. Controlling the sprinkler's side-to-side swing lets you concentrate water within a smaller area or spread it out over a broader span. And unlike most adjustable sprinklers, it also has a flow-control valve that regulates water pressure, so you can increase or decrease the spray distance in all directions. Maximum coverage is about 4500 sq.ft. (using 5/8" dia. hose at 60 psi). Made of sturdy plastic, the 6 1/4" x 16 1/2" base provides stable support. Filter washer and nozzle-cleaning pin included.


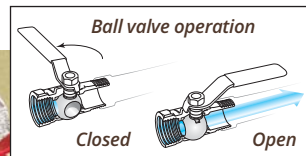
AB176 Oscillating Sprinkler \$38.90



The Best Shut-Off Valves Ever

Control valves and faucets are often difficult to operate, and most have inner mechanisms that greatly reduce flow, even when fully open. These shut-off valves overcome both problems. The internal mechanism is a cross-drilled ball that can be fully opened or fully closed in a quarter turn. The polished stainless-steel ball in an all brass body operates with a 3 1/2" long handle that is a breeze to turn. The oversize internal openings dramatically increase water flow compared with other in-line valves. They make wonderful in-line shut-off valves for sprinklers. For cantankerous faucets, you can attach one directly, turn the faucet on full and then use the valve for shut-off or general control. The valves have standard male and female fittings. Available in a straight or Y-valve style.

- | | | | | |
|------------------------------|----|---------|----|---------|
| H. AL220 Straight Valve, ea. | 1+ | \$21.50 | 3+ | \$19.40 |
| J. AL228 Y-Valve, ea. | | \$33.50 | | \$30.20 |





Wall-Mount Swivel Hose Reel

Unlike fixed hose reels that must be set either parallel or perpendicular to the wall, this one swivels in a radius up to 180°, making it easy to unwind the hose from any direction. Made of sturdy powder-coated steel, the 18" diameter reel and 20" wide mounting bracket are built to last. The swivel mount and reel rotate smoothly, and the spool handle has a textured coating for good grip. The reel holds 100' of 5/8" or 75' of 3/4" hose. It includes a 5' leader hose with brass fittings to connect the unit to a standard 3/4" faucet. For convenient winter storage, the reel can be lifted off the mount without removing the main hose or bracket. Mounting hardware included.

XB133 Swivel Hose Reel

\$189.00



A. Compact Hose-Reel Cart

This is a reliable hose-reel cart sized just right for suburban lawns and gardens. The well-balanced and rugged powder-coated steel frame is built to last. It has rubber-tread wheels, brass fittings and cushioned handles; holds 100' of 5/8" hose. The 5/8" faucet-connector hose is 5' long, and the 16"×19" footprint allows for compact storage.

Compact Hose-Reel Cart
XB134 **\$175.00**

Hose not included.



B. Hose Kink Eliminator 🍁

Trying to get the last few inches of reach by pulling on a hose can cause it to kink at the faucet. This 6 5/8" kink eliminator simply connects between a standard hose and faucet, bending in a smooth curve under tension to prevent unwanted kinks and extend hose life. The 5/8" I.D. nylon hose has zinc-plated brass fittings. FDA approved for use with potable water. Made in Canada.

AE304 Hose Kink Eliminator

\$8.50



Manual Hose Reel **New**

Easy to handle and store, this compact hose system is a practical choice for use with smaller yards, patios or balconies. The tough yet flexible 3/8" diameter PVC main and leader hoses are each about 24 1/2' long, combining to provide about a 49' reach from the faucet. Because the main and leader hoses are spooled separately, winding and unwinding is even and effortless, without bunching or binding. The spray gun can be adjusted with a simple twist to spray either a fine mist or a sharp stream. Weighs 8 lb and measures 12"x6".

XB165 Manual Hose Reel

\$69.50





C. Large Shower Spray Nozzle

Especially effective for watering delicate plants, this sprayer's shower setting allows a soft, rain-like spray that won't harm seedlings and helps to avoid eroding soil. The oversize nozzle has a dense pattern of tiny holes that delivers the shower gently, even at full flow. It also has longer-range jet and cone settings suitable for watering more established plants. The large thumb knob lets you control flow, and a quick-release trigger automatically locks when pressed, so you can water for long periods without hand fatigue. Made of tough plastic, it has a rubber-like bumper around the head to reduce the risk of damage to the nozzle if dropped. A practical, good-quality sprayer.

Large Shower Spray Nozzle
AL845

\$26.50




D. Melnor Fire Hose Nozzle

Rugged inside and out, this heavy-duty nozzle is built tough without being tough to use. It has a push-pull lever that glides smoothly and stays where you set it, giving you good flow control and letting you turn the sprayer on and off with little effort. It has a large-diameter handle made of metal for durability and encased in rubber for a comfortable grip; the extra-large head has a textured rubber ring around it to help protect the nozzle if dropped. With a maximum flow rate of 9 1/2 gallons per minute (well over that of standard garden nozzles), it has seven spray settings: fast fill, jet, fine-point jet, vertical fan, horizontal fan, gentle shower and cone patterns to do everything from sprinkling your garden to washing your car with the turn of a dial.

Melnor Fire Hose Nozzle
AL836

\$43.50





A. Solar Drip Watering Kit

Driven by a solar pump, this kit lets you automate the distribution of water from a rain barrel without need for an electrical outlet or a timer. Straightforward to set up and maintain, the system includes enough hose, stakes and emitters to water up to twelve 20 litre (5.2 U.S. gallon) pots or a 39' vegetable row. Mounted on a post or wall in a sunny location, the pump unit irrigates at 3-hour intervals and has five settings to adjust how much water is released. The unit runs on three included AA rechargeable batteries powered by the 400mA solar panel. The system includes 12 each of emitters and stakes, 10 tees, 49' of irrigation tubing, an intake filter, a syringe to help with re-priming if needed, and an anti-siphon device to prevent unintentional drawing from your water source between intervals. The unit runs in daylight hours only, and should not be exposed to freezing temperatures. A watering system that's easy, effective and off the grid.

XC711 Solar Drip Watering Kit

\$122.50

D. 20 Gallon PVC Tree Watering Bag

To help establish young or newly transplanted trees, this reusable watering bag lets you ensure trees are well watered to promote healthy root development. Made of tough PVC plastic with a large resin zipper, the flat bag can be wrapped around the base of the tree and zipped up to hold it in place. A fill opening lets you add water to the bag using a standard garden hose. The 20 gallon sack slowly releases water through small holes, deeply saturating the soil while avoiding moisture loss from run-off or evaporation. Lifting the bag gently by the straps periodically prevents it from flattening out as it drains. Measures 36" wide at the base by 34" tall and folds for compact storage at the end of the season. An easy way to efficiently water trees.



WS263 Tree Watering Bag **1+ \$25.90** **3+ \$23.30**



B. Collapsible Rain Barrel

This large-capacity rain barrel is easy to set up and convenient to use. Its mesh-covered intake keeps bugs and leaves out, and is centered on the top so you can position a downspout to drain water directly into the barrel. A zippered lid gives you quick access to the water collected inside, creating an opening large enough for you to dip your watering can or other container. There is an outlet port on the side to regulate overflow or connect another barrel using a leader hose (not included). A spout at the bottom attaches to any standard hose and has its own shut-off valve. The 31" diameter barrel is about 40" tall, holds approximately 132 U.S. gallons (500 litres) of water and collapses for transportation and storage. Built to last, it is made of sturdy 500-denier PVC tarpaulin reinforced with welded seams.

WT334 Collapsible Rain Barrel **\$115.00**



C. Universal Downspout Diverter

This simple fitting offers a convenient way to divert water from a downspout. It is easy to install on any standard 2"×3" or 3"×4" downspout, and the two 5/8" diameter ports are threaded to accept standard hose fittings for connection to a rain barrel hose (not included). Two included caps let you seal any ports not in use. Made of UV-stable polypropylene, the diverter measures 3 1/4"×4 1/4"×7" tall. The entire fitting can be easily removed for quick cleaning.

WT326 Downspout Diverter **\$31.50**

Irrigation



Scan the QR code for instructions and videos to help you plan and install your own irrigation system.




Drip and Low-Flow Irrigation

As more communities face water restrictions, many people are discovering how simple and practical drip and low-flow irrigation can be. These systems are easier to set up than they may appear, and once installed, they not only conserve water, they save a lot of work. Just think how much time and effort you spend over the course of the season winding and unwinding hoses, attaching and moving sprinklers, and so on. These systems are ideal for those who would rather pull weeds than haul hoses to water them. Also known as micro-irrigation, drip and low-flow watering systems use much less water than conventional methods. They regulate the amount of water supplied, taking the guesswork out of watering rates. They distribute water close to individual plants, so water goes only where it's needed, soaking slowly into the root zone. Water isn't wasted on walkways and weeds or lost to evaporation and wind. Not only are these methods extremely efficient, but they are also inexpensive, unobtrusive and easy to install. Our free *Irrigation Design Guide* (XC000) will help you plan the most

effective irrigation system at the lowest cost.

To help you get started, we've assembled some basic kits covering a variety of situations. These kits are the easiest way to set up a complete system, but we also offer a full range of compatible components and accessories, all durably made to commercial-quality standards in the USA or Australia, leaders in drip irrigation manufacturing. These versatile and interchangeable parts make it easy to expand any of our kits or to design your own customized system by following the simple steps outlined below. You can even adapt your system to changing seasons, crops or conditions, expand it to cover new areas, or completely reconfigure the system from year to year with surprising ease. Planning the system is the key to success and the tips in our *Irrigation Design Guide* can help you plan and install an effective, customized irrigation system in any garden.



XC000 Irrigation Design Guide



Professional Soaker Hose USA

Made in the USA, this hose has sidewalls twice as thick as ordinary soaker hoses, allowing it to operate at pressures from 10 psi to 100 psi, so multiple hoses can be connected (up to 1000') without losing effectiveness. The thick walls also help it resist kinking and rushing. It can be used above ground, under mulch or buried up to 6" underground. Because evaporation is minimized, less water is required than with surface sprinklers. Our tests determined that the hose operates best under low pressure, requiring only a quarter turn of the faucet. The leak rate was 36 gallons per hour. 50' long with a 1/2" inside diameter. Brass fittings.



Close-up of soaker hose weeping.

XC128 Professional Soaker Hose, 50'

\$42.50

Lightweight Hose USA

All too often, hoses labelled as lightweight are also light-duty since they are made of poor-quality materials prone to kinks, splits and leaks. Not this one. It is made from rugged polyurethane with nickel- and chrome-plated fittings and nylon kink eliminators at either end. It resists abrasion, punctures and degradation due to UV exposure, ensuring years of reliable use. Lightweight without sacrificing strength, it has a 7/16" inside diameter (1/2" outside diameter) and is available in lengths suitable for watering suburban yards or balcony gardens. When empty, the 25' hose weighs less than 1 1/2 lb and the 50' length weighs just 3 lb – either is a good choice for those who lack the strength to haul a heavier-gauge hose. FDA approved for use with potable water. Made in USA.

XB124 Hose, 1/2" x 25' **\$54.00**


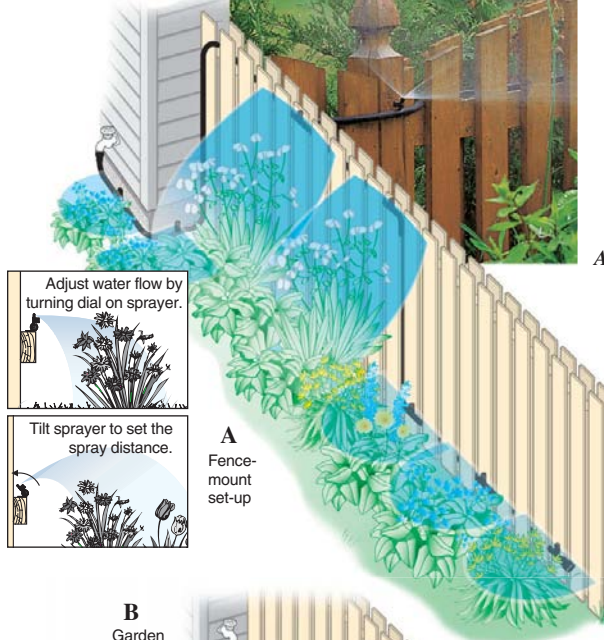
XB122 Hose, 1/2" x 50' **\$79.00**



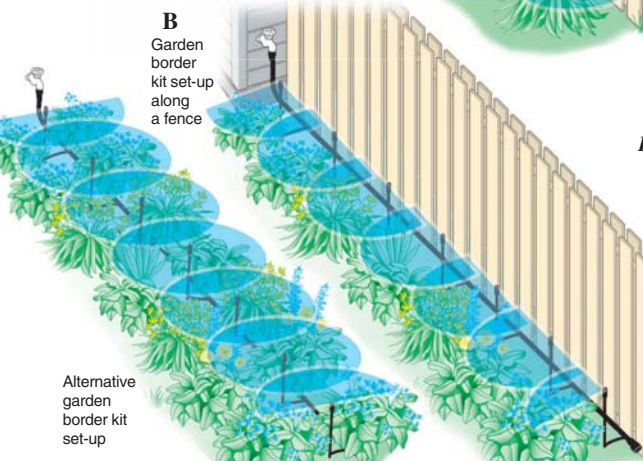
Sprayer not included.

IRRIGATION KITS

If you don't know where to start in assembling an irrigation system, one of the following kits may be of help. As always, all our other irrigation parts are compatible with these kits and adding more parts can easily expand any of them.

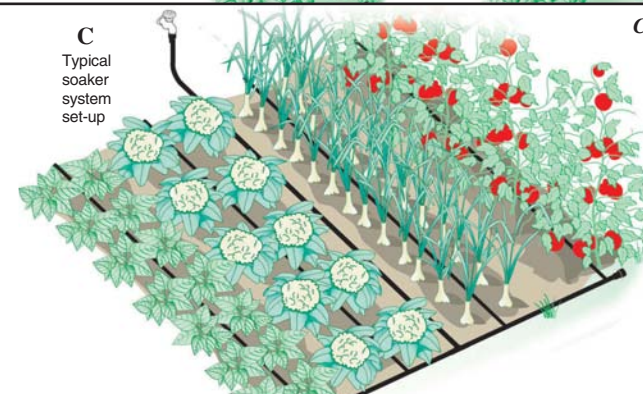


A Fence-mount set-up

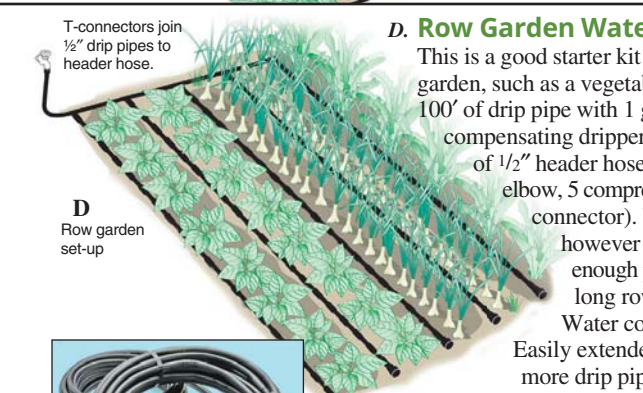


B Garden border kit set-up along a fence

Alternative garden border kit set-up



C Typical soaker system set-up



T-connectors join 1/2" drip pipes to header hose.

D Row garden set-up



D. Row Garden Watering Kit USA

This is a good starter kit for watering a row garden, such as a vegetable garden. It comes with 100' of drip pipe with 1 gallon per hour pressure-compensating drippers installed every 12", 50' of 1/2" header hose, and connectors (5 Ts, 1 elbow, 5 compression ends and a faucet connector). You can configure it however you want, but there are enough parts to water five 20' long rows. Covers 200 sq.ft. Water consumption is 100 gph. Easily extended by adding more drip pipe and fittings.

XC601 Row Garden Watering Kit		\$99.90
Optional parts for expansion:		
XC225 1/2" Straight Connectors (10)	1+	\$13.90 \$12.55
XC227 1/2" Elbow Connectors (5)		\$ 7.90 \$ 7.15
XC231 1/2" Compression Ends (5)		\$11.20 \$10.05
XC257 Drip Pipe, 100'		\$66.50 —

A. Fence-Mount Sprinkler Kit USA

Plants along fences, walls or foundations often do not get enough water. We devised a sprinkling system that is not only easy to install and low in cost but is also versatile and effective. It consists of a main line that can be attached to a fence or wall and into which you punch holes and mount the sprayers exactly where you want them. Each sprayer is adjustable; you can turn the dial to adjust the water flow or tilt the sprayer to set the spray distance. For plants that don't like water on their leaves, set the line close to ground level so only the soil gets sprayed. The kit contains 50' of 1/2" header hose, seven adjustable sprayers (two 90° and five 180°), one compression end, one hose connector with a filter washer, a hole punch (for making holes in the header hose), 10 hole plugs (for filling unwanted holes) and instructions. If you are not weaving the line through a chain-link fence or some other structure that will support the hose and hold it in position, you will also need the included set of 10 mounting clips (with screws). Extra parts available separately. Can be attached to any of our other watering kits.



A

XB820 Fence-Mount Sprinkler Kit

\$36.50

B. Garden Border Watering Kit USA

Specifically designed to water borders and gardens on the perimeter of a property, or stand-alone beds, this kit includes 15 spray jets – five each of circle, half-circle and quarter-circle patterns to let you pick and choose the right combination for your situation. It also has 10 stakes and 10 risers (to get the water up over tall plants), 50' of 1/2" header hose, 50' of 1/4" feeder line, 10 straight connectors, a faucet connector, a compression end and a hole punch. In all, enough to water a 40'x5' border or a 50'x10' stand-alone bed – or up to 500 sq.ft. Consumption varies with configuration. Consumes about 200 gph when watering 500 sq.ft.



B

XC605 Garden Border Watering Kit

\$54.00

C. 100' Soaker System USA

Considered one of the best methods of irrigation, this 1/4" inside diameter porous rubber pipe connects to your water supply and sweats evenly from end to end. It can be placed on top of the soil or buried to directly feed the roots. Because it doesn't throw water into the air, it greatly reduces water loss from evaporation. It is also the most suitable method of irrigating plants that don't like to get their foliage wet (not suitable for lawns). Best of all, it can be cut and shaped to meet your specific needs. The leak rate is 20 gallons of water per hour per 100'. The starter system includes 100' of soaker hose, 50' of 1/2" poly header (main line) hose, ten 8" stakes and a selection of connectors. Most parts are also available separately to expand the system. Can be attached to any of our other irrigation kits. Instructions included.



C

XC355 100' Soaker System

\$72.50

E. Raised Bed Watering Kit USA

Ideal for watering one raised bed up to 30' long or two 12' long beds. The kit is complete with five variable-output Spectrum spikes, 50' of 1/2" header hose, 50' of 1/4" feeder line, a faucet connector, a compression end and a hole punch. Covers 180 sq.ft. Consumes up to 100 gph. For use with plants 12" or shorter.

E Sample raised-bed set-up

XC603 Raised Bed Watering Kit

\$38.50



E

A. Gravity Feed Watering Kit USA

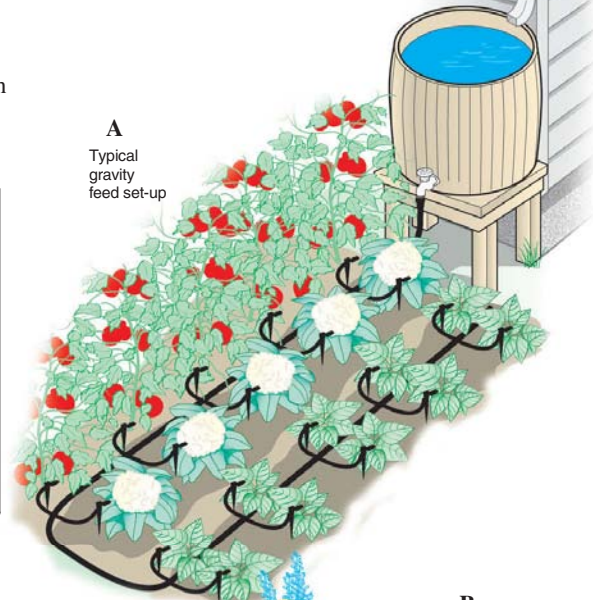
Many customers have asked us for a watering kit that will work with a non-pressurized source such as a rain barrel. This kit will do just that. For best operation there should be 3' or more of drop between the faucet and the drippers. (It will start to work with only 1' of drop, but not optimally.) Includes 20 drip spikes with a leak rate of 1 gph, 50' of 1/2" inside diameter (I.D.) header hose, 50' of 1/4" I.D. feeder tube, a yellow hole punch and connectors (1 compression end, 20 of the 1/4" straight connectors and a hose/faucet connector) to make a system to water up to 20 plants. Excellent for use with tomatoes or other large vegetable plants. Easily extended by adding more tubing, drippers and connectors. Made in USA.

XC609 Gravity Feed Watering Kit

\$54.00

Optional parts for expansion:

	1+	5+
XC408 1 gph Drip Spikes (5)	\$ 5.80	\$5.20
XC409 2 gph Drip Spikes (5)	\$ 5.80	\$5.20
XC237 1/2" Hose/Faucet Connector, ea.	\$ 4.70	\$4.20
XC251 1/2"×50' Poly Header Hose	\$18.50	—
XC235 1/4" Straight Connectors (10)	\$ 3.00	\$2.65



A
Typical gravity feed set-up

B. Deck Garden Watering Kit USA

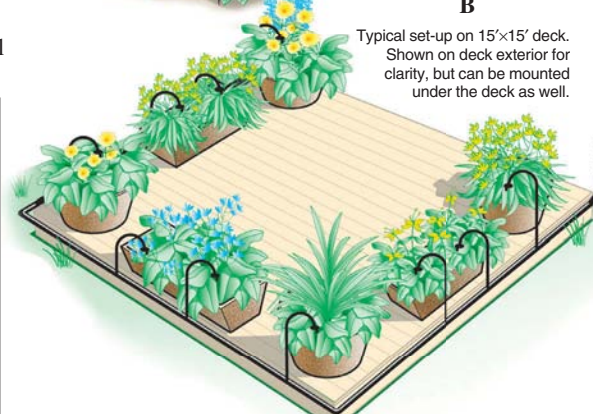
This kit is ideal for watering planters and pots on a patio or deck. It includes 10 pressure-compensating drip spikes with a drip rate of 1 gph each, 50' of 1/2" inside diameter (I.D.) header hose, 50' of 1/4" I.D. feeder tube, a yellow hole punch and enough connectors (5 elbow, 10 of the 1/4" straight connectors, 1 compression end and a hose/faucet connector) to cover most small decks. Includes 20 hose mounting clips to hold the header hose under the deck, for instance. Makes easy work of maintaining up to 10 potted plants. Easily extended for larger decks by adding more tubing, drippers and connectors. Note: for large plants, 2 gph drip spikes are also available.

XC607 Deck Garden Watering Kit

\$55.00

Optional parts for expansion:

	1+	5+
XC408 1 gph Drip Spikes (5)	\$ 5.80	\$5.20
XC409 2 gph Drip Spikes (5)	\$ 5.80	\$5.20
XC307 1/4"×50' Feeder Line	\$10.50	\$9.45
XC251 1/2"×50' Poly Header Hose	\$18.50	—
XC236 1/2" Elbow Connectors (5)	\$ 4.30	\$3.90
XB829 Hose Mounting Clips (10)	\$ 5.20	\$4.66
XC235 1/4" Straight Connectors (10)	\$ 3.00	\$2.65
XC332 5" Feeder Line Stakes (10)	\$ 3.90	\$3.50




B
Typical set-up on 15'x15' deck. Shown on deck exterior for clarity, but can be mounted under the deck as well.

C. Shrubber Drip System

Many people shy away from irrigation systems because they look difficult to install and appear unsightly among the plants. However, this system is quick and easy to install, and much of it can be buried out of sight, just below the soil surface. Unlike many drip irrigation systems, this one uses unique "Shrubblers" that are adjustable to emit from 0 to 13 gallons per hour (at 30 psi).

Although Shrubblers are generally unknown to gardeners, they are an industry standard in commercial irrigation, where tens of millions of them are sold yearly for use in commercial plantings, nurseries and garden centers. When a Shrubbler is fully open, it will irrigate a 3' dia. circle. At lower settings, it works like a very small sprinkler or drip tip. Included in this system are 25 regular Shrubbler spikes, 50' of 1/2" poly header hose, 50' of 1/4" feeder line, various connectors, an in-line filter, a hole punch and instructions. Extra components are available, should you wish to expand it. Ideal for use in gardens, borders, planters and pots.

XC350 Shrubbler Drip System <small>USA</small>	\$74.50
XC345 Extra Shrubbler Spikes (25)	\$25.50



C
Shrubbler system used for watering in-ground and potted plants.

D. Low-Cost Extension Sets USA

This is an economical extension hose for bringing water from your tap to your garden. It includes 100' of poly header hose, one hose/faucet connector and one compression end. Available in 1/2" and 5/8" inside diameters.

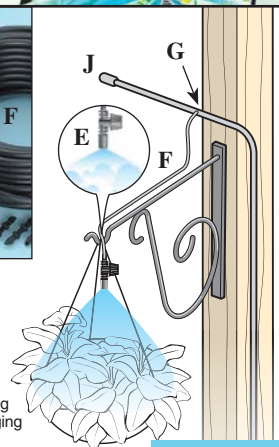
XC243 1/2"×100' Extension Set	\$38.50
XC241 5/8"×100' Extension Set	\$41.50



An Easy Way to Water Hanging Baskets

Hanging baskets are a pain to water. They dry out quickly and are difficult to water without spilling. It is far easier to water them automatically by running a 1/4" feeder line up to them from a header hose and hanging a variable-flow mister over the top of the basket (a single basket a short distance from the faucet requires only a 1/4" feeder line and a 1/4" faucet connector). The gentle flow won't erode the soil, yet waters the basket thoroughly. An adjustment knob lets you increase or decrease the flow to match the watering time that you have set. Consumes 0 to 7 gph per basket. You can either attach the 1/4" feeder line to an existing header hose, or add the header hose yourself – you will need a faucet connector, 1/2" header

	1+	5+
E. XC423 Variable-Flow Misters (5)	\$ 7.60	\$6.80
F. XC307 1/4"×50' Feeder Line	\$10.50	\$9.45
G. XC235 1/4" Straight Connectors (10)	\$ 3.00	\$2.65
H. XC245 1/4" Hose/Faucet Connector, ea.	\$ 3.60	\$3.20
J. XC232 1/2" Compression End, ea.	\$ 2.90	\$2.55



Easier watering of hanging plants.

Haws watering cans



A, B and C have interchangeable downspouts



World renowned for their unique qualities, Haws watering cans are perfectly balanced for use without undue strain. Made in England, they have been the choice of discerning gardeners for decades, and make appreciated gifts for any gardener.

A. Haws 2 Litre Plastic Watering Can

This high-density polyethylene can is specially suited to indoor use. The spout and handle are molded so there are no seams to split and leak. Comes with two interchangeable spout ends: a round, brass-faced rose that produces a gentle spray, and a teapot spout for precise watering. A perfect small watering can, it holds about 2 litres (2 quarts).

XB923 2 Litre Plastic Watering Can **\$25.50**

B. Haws Plastic Watering Can

Produced by Haws, British watering can specialists for over a century, this rugged plastic can is suitable for a variety of outdoor watering tasks. Its long spout provides easy access to the rear of garden borders, and the round, rear-handle design and cross-stem permit a comfortable two-handed grip for balanced pouring. It has a removable brass-faced rose which, when fitted to the spout with the holes facing upward, produces a fine, soft spray that is gentle on young plants and causes minimal erosion. The interchangeable right-angled downspout lets you direct a water stream into targeted areas such as containers. Constructed of thick injection-molded, impact-resistant plastic with heat-welded seams for years of leak-free use. Holds 6.8 litres (1.8 U.S. gallons).

XB935 Plastic Watering Can, 6.8l (1.8 gal.) **\$52.50**

C. Haws Metal Watering Can

Made of galvanized steel, this can is covered with a durable powder-coat paint in British racing green. Its extra-long spout provides easy access to the rear of borders. The included removable oval brass rose is fitted to the spout with the holes facing upward, producing a soft, rain-like spray that is gentle on young plants and causes minimal erosion.

XB903 Metal Watering Can, 9l (2.4 U.S. gal.) **\$149.00**

D. Haws Indoor Watering Can

This high-quality metal can is suited to indoor use. Well balanced and comfortable to grip, it has a narrow spout to reach into small pots. The can is galvanized and powder coated to ensure it will last for generations. Holds 1 litre (1 quart) of water.

XB922 Indoor Watering Can, 1l (1 qt.) **\$76.50**

E. Haws Copper Watering Can

This beautiful copper can comes with a detachable extra-fine brass rose that makes it perfect for indoor watering. It can be maintained as polished copper or allowed to oxidize to a beautiful deep green. Holds 1 litre (1 quart) of liquid.

XB907 Copper Watering Can, 1l (1 qt.) **\$135.00**



E. Deep Drip Watering Spike

Inserted deep into the soil, this watering spike supplies water at the root level, encouraging deep root growth while minimizing loss to evaporation. Made of a tough ABS/PVC composite, the 14" long hollow perforated spike has a fabric liner that lets water seep through slowly while blocking roots from penetrating. You can even add granular fertilizer after driving the spike in with a mallet. A slot in the cap permits connection to a 1/4" irrigation line, or you can simply position a regular garden hose over the open top and let water trickle in slowly. An excellent way to water trees and shrubs.

Deep Drip Watering Spike **1+ \$10.50 3+ \$9.50**
XC101



Overall length is 14".

F. Perrot Impulse Sprinkler

This is the best impulse sprinkler that we have tested. Made in Germany, it gives a consistent and even distribution of water droplets. The action is smooth and precise, providing a far better result than the poorly made impulse sprinkler heads that are so common. Comes with a spike base. Waters up to 3500 sq.ft.

DS107 Impulse Sprinkler **\$53.50**



Maintain Your Garden

Pest control

Getting the most out of your garden means keeping out pests that can eat away at your harvest or dig up your beds. Some pest control options simply deter unwanted guests, while others help you trap them.




WILDLIFE SAFETY

Any mesh used outdoors could entangle wildlife, but careful placement and the use of warning ribbons can minimize this risk. For example, if using the fence to deter deer only, consider leaving a gap of 6" or more above the ground to allow small animals to pass.

Tie ribbon (not included) to fence for visibility.



A



An effective barrier to animals, the fence is visible only up close.

Over 200 staples in a half pound.

Deer Fence

Deer can be the main cause of damage to gardens. This 3/4" mesh, available in rolls 100' long and 7' high, weighs less than 2 lb but is very strong, easily keeping rabbits and groundhogs at bay. Deer won't breach it if they see it; since the mesh is nearly invisible at a distance of 20' even in daylight, we recommend tying a horizontal ribbon (or 1/4" polypropylene rope) 3' to 4' off the ground as a visible warning so they don't stumble upon it at night. Made of high-density UV-resistant polyethylene, the mesh withstands both sun and cold. It installs easily with staples (sold separately) and any small-diameter posts. Detailed fence-building instructions and user tips included.

Traditional 3/4" U-shaped galvanized staples are perfect for attaching mesh fence to posts. They tap into place easily to hold the mesh securely without cutting it. Available by the half pound (over 200 staples), these are also useful to hold vines on trellises or other wooden backing of any kind.

	1+	4+
A. PA210 Deer Fence, 7'x100'	\$31.50	\$26.80
B. PA212 Staples, 1/2 lb	\$ 4.90	\$ 4.15

C. CatScat Mat

An effective deterrent for critters that want to use your garden as a litterbox, this spiked plastic mat can also be set on window ledges to discourage pigeons and other birds from nesting there. Supplied in an 11"x81" roll that's easily cut to size, it has built-in clips that let you lock pieces together in various configurations to fit your space. A simple way to dissuade unwelcome visitors to your garden.

BL662 CatScat Mat **\$18.50**



USING A CATSCAT MAT

Add a shallow layer of mulch or topsoil over the CatScat mat to hide it. To discourage animals from climbing a tree, wrap the mat around the base of the trunk.



A. Copper Blocker 🍁

Placed around gardens, this pure copper wire mesh repels snails and slugs, because they don't like touching copper. It can also be cut to length to stuff in cracks, gaps or other small openings in buildings to block birds, rodents or other animals. Rolls are 5" wide and available in 25' or 100' lengths. A great non-toxic, multi-use pest-control product.

SS407 Copper Blocker, 25'
SS405 Copper Blocker, 100'



\$19.90
\$59.90

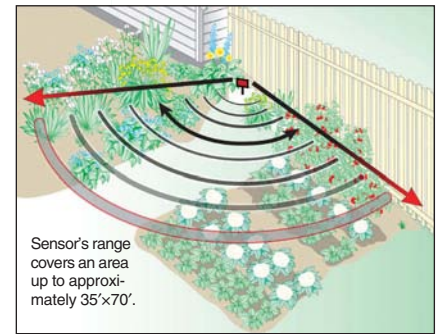


B. Low-Frequency Pest Deterrent

Once critters start using a garden bed or child's sandbox as a litterbox, it can be very difficult to get them to stop. This device has an infrared motion detector that triggers a burst of sound to repel unwanted animal visitors that come within the sensor's range (an area adjustable up to approximately 35'x70').

The 90-decibel sound has a frequency that most cats and other garden pests can hear but is inaudible to most humans (note that some white cats, older animals and exotic breeds cannot hear higher frequencies and may not be affected). You can also adjust the frequency to select a range that's most effective against specific animals such as cats, skunks and rabbits. The unit has a weatherproof ABS housing with keyhole slots for mounting. Runs on either four C batteries (you supply) or the included 52' cord (with 120V adapter). Outdoor use only.

AT616 Low-Frequency Pest Deterrent \$64.50



C. Pest-Deterring Jet Sprayer

This sprayer helps protect gardens from unwanted guests both day and night. When the infrared sensor detects movement, it activates the sprayer to discharge a five-second burst of water to ward off nuisance animals (including deer) without harming them. You can link multiple units using garden hoses to cover larger areas; the adjustable sensitivity control lets you change the distance the unit can "see" within a range of 10' to 30'. When assembled, the sprayer stands 23" above ground. It uses only 2 to 3 cups of water per spray, an advantage in communities with watering restrictions. The energy-efficient circuits operate for up to 6 months (or 2100 cycles) on two AA batteries (you supply). Assembles quickly without tools, and comes with quick-connect adapters for hose connection (hoses not included).

AT611 Pest-Deterring Sprayer \$59.50



CONTROLLING CUTWORMS

Delaying planting by a few weeks in the spring can reduce damage by larval-stage insect pests such as cutworms.

Staking

No matter the shape and form of your garden, staking your plants early in the season provides support, encourages vertical growth and improves air circulation.

Permanent Stakes

Sealed inside a heavy plastic coating to prevent rust and ensure durability, these steel stakes are ideal for staking up tomatoes or other tall plants. Unlike bamboo or wooden stakes, they will not rot in the ground or buckle under the weight of a bountiful crop. Can be used over and over. Surface is textured for grip. Two sizes are available: 35" long by 7/16" dia., or 70" long by 5/8" dia.
XM206 35"×7/16" Stakes, pkg. of 10 **\$26.50**
XM208 *70"×5/8" Stakes, pkg. of 10 **\$49.90**
** In addition to our regular shipping charges, a length surcharge of \$15 applies per order.*

Tomato Spirals

The easiest way to support indeterminate or semi-determinate tomatoes is with these tomato spirals. Instead of being tied to a stake, the plant is allowed to grow into the spiral, which provides a natural support. This is the most popular way to support tomatoes in many European countries and is easier than trying to tie half-mature or fruit-laden plants to wooden stakes. They are also great for beans and cucumbers. Each powder-coated steel spiral stake is 6' long (stands 5' above ground). Sold as a set of five.
XM101 *Tomato Spirals, set of 5 **\$34.50**
** In addition to our regular shipping charges, a length surcharge of \$20 applies per order.*



HOW TO STAKE TOMATO PLANTS

Tomato plants can be divided into three growth types: determinate, indeterminate and semi-determinate. Determinate or bush tomatoes have a compact habit with many fruit-bearing branches along the main stem. The medium-sized fruits ripen over a short period of time. The plants require no pruning, grow to heights of 2' to 4', and grow best with cage-type supports. Indeterminate or vine tomatoes continue to grow and ripen throughout the season. They can grow as tall as 10' and are best supported with solid trellises or single stakes. Regular pruning of the vine tomato's side shoots and some flower clusters will result in fewer but larger tomatoes. Semi-determinate types fall between vine and bush types. Large cages may be used for unpruned plants, but modest pruning of side branches and flower clusters allows vertical staking.

Silicone Staking Connectors USA

Stretching easily over the ends of pipes, bamboo poles or any other rigid stake material from 1/4" to 3/4" in diameter, these connectors make it simple to construct your own plant frames and supports. Made of 100% silicone, they hold snugly once positioned and will return to their original shape when removed. They are resistant to the effects of weather and UV rays, and can be reused year after year. Made in USA.
EA237 Staking Connectors, pkg. of 10 **\$7.90**





Epic Tomatoes

by Craig LeHoullier

Any tomato lover will appreciate this book. Along with detailed, in-depth information on growing tomatoes, it gives profiles of heirloom and hybrid varieties – perfect for anyone looking to go beyond the commonly available types. For 33 favorite varieties, the author gives a description of their flavor and growth habits, their origins and the stories behind their names. He even throws in a few recipes and preparation suggestions. Chapters provide the history and anatomy of the modern tomato, how to plan and plant your garden, growing, maintenance and care, harvesting, preserving seeds and creating your own hybrids, along with regional growing tips, Q&A and troubleshooting sections. A comprehensive guide for tomato growing. Softcover, 8½”x11”, 255 pages, 2015.

LA961 Epic Tomatoes

\$19.00




VELCRO® Plant Tie USA

This plant tie makes easy work of supporting plants. It is ideal for floppy plants in the garden or potted plants in your home, and the unobtrusive green blends in with foliage. Offered as a ½” wide 50’ roll with fuzz on one side and micro-hooks on the other, it can be cut with scissors into dozens of small ties. Not only are the ties strong and adjustable, but they can be used over and over again.

50’ Plant Tie Roll, ea.

EA174

\$4.90



Stem Supports

These are plastic-coated steel stakes with open loops that inconspicuously hold top-heavy blooms upright. Ideal for use with gladioli, tulips, lilies and many others. Made in England.

		1+	5+	10+
SX101	24” Support, ea.	\$7.50	\$6.40	\$5.60
SX103	36” Support, ea.	\$8.40	\$7.20	\$6.30



A

Garden Obelisks


Sturdy yet lightweight, these obelisks provide ample support for climbing plants while being easy to install and move. Each is well made from strong tubular steel with a tough plastic coating that contains UV inhibitors to resist sun damage and fading. Quick to assemble without tools, the obelisks are also easily disassembled for off-season storage. The medium obelisk stands 68½" high overall with a diameter of about 9½", compact enough for smaller containers indoors or out. The large size stands 86½" high with a diameter of 15¾", ideal for larger outdoor spaces and containers. A versatile and eye-catching way to display plants, whether used in pots and planters or set directly in the ground.

- A. XM219 Medium Garden Obelisk **\$32.50**
 B. XM220 Large Garden Obelisk **\$43.50**



B

A



C

C

C. Tomato Cage for Planters

Supporting tomatoes in a planter can be difficult. This three-sided cage is the answer. Easy to install, the 6" wide cage stands 20" tall when in place. The 29" legs give a full 9" of in-soil support. Place around the plants when they are young and they will grow through the openings in the sides to become self-supporting. Can also be configured as a flat trellis measuring 20"×19". A great solution to a nagging problem. Made of plastic-coated steel.

- 1+ 3+
 CA401 Tomato Cage, ea. **\$19.50 \$17.60**

D. Garden Netting

Made from soft multi-strand nylon twine that has a break test strength exceeding 50 lb, this netting has no "memory" like plastic nets, so it will not tangle and is easy to store. Since each junction is tied with a knot, it can be cut to any size without unravelling.

Available in two mesh sizes with 1¼" squares or ½" squares. The netting with 1¼" mesh squares is perfect for making a trellis suitable for peas, beans, squash, cucumbers and other vining plants. The ½" mesh size is more suited for protecting new plantings from animals and birds (be sure to close the netting at the bottom so birds can't get underneath it).

We offer the 1¼" mesh netting in a 30'×29' size and in the full bale size of 30'×117'. The ½" mesh netting comes in 12'×29' and 12'×117' sizes. All can be cut with scissors. Excellent value in netting that is rotproof and reusable for many seasons.

- PA201 1¼" Mesh Netting, 30'×29' **\$ 58.50**
 PA203 1¼" Mesh Netting, 30'×117' **\$179.00**
 PA205 ½" Mesh Netting, 12'×29' **\$ 58.50**
 PA206 ½" Mesh Netting, 12'×117' **\$179.00**

D





Hoop is hinged for easy installation around plant.

Lee Valley Peony Support

This is the best peony support made, but it can also hold up other types of plants that tend to flop or lean into a pathway. Designed with a hinged hoop to easily encircle the plant, it can be installed whenever you need it. Simply drive the 4' long steel stake into the ground next to the plant, open the hinged hoop, put it around the plant and click it into the support clamp. The support is available with a 12", 18" or 25" diameter hoop. The hoops are interchangeable to accommodate growth. The support clamp adjusts to exactly the height you want, to give you the best spread but still keep your plant well supported during wind or rain storms. Hoops are 1/4" dia. steel with a stainless-steel rivet hinge, and the stake is 1/2" dia. steel. Their dark green powder-coat polyester finish makes them almost invisible in the foliage. The clamp is powder-coated aluminum with solid brass fittings – a rustproof combination. This peony support will last for generations.

- | | | |
|--------------|---------------------------|----------------|
| PD809 | 12" Peony Hoop with Stake | \$39.00 |
| PD801 | 18" Peony Hoop with Stake | \$41.50 |
| PD805 | 25" Peony Hoop with Stake | \$43.50 |
| PD810 | 12" Peony Hoop Only | \$20.50 |
| PD802 | 18" Peony Hoop Only | \$23.50 |
| PD806 | 25" Peony Hoop Only | \$25.90 |



Melon/Squash Cradles **New**

These cradles elevate melons while they grow, allowing air circulation to keep their undersides dry and reducing the risk of rot. Suitable for squash as well as cantaloupes and other melons, the oval cradles have a webbed design that provides good support for the melon and won't trap water. Slits in the spike provide additional drainage. Each cradle is 7 3/4" x 6 1/2" with a 2 1/2" spike. Molded from sturdy UV-resistant plastic, they can be reused for many seasons. An excellent solution to a common problem.

- | | | |
|--------------|---------------------------------|---------------|
| PL717 | Melon/Squash Cradles, pkg. of 6 | \$7.90 |
|--------------|---------------------------------|---------------|



Cradle elevates melon to prevent rot.

Weeding

Removing weeds in the garden leaves more space, nutrients and water for plants, with the added benefit of keeping insect pests to a minimum. The right tool can make this task feel less daunting.



PULLING WEEDS

It is very difficult to remove deep-rooted weeds from dry soil. For best results, do your weeding after a rainfall or after soaking the area with a hose.

A. Lee Valley Diamond Weeder

Made to our specifications, this is an excellent tool for quick, precise weeding. Its diamond-shaped blade is sharpened on both the front and back edges, so it can be used in an efficient back-and-forth motion. The curved shaft positions the 3½" wide blade parallel to the soil surface, letting you run the blade across or just below the surface to slice weeds at the root. The head is stainless steel, and the contoured beech handle is lacquered and has a ferrule that caps the end grain to prevent swelling or splitting. 10¼" long overall.

AB629 Diamond Weeder

\$36.50

B. Garden Bandit Loop Weeder 🍁

This tool makes weeding in a congested garden bed easy. Its thin, rigid stainless-steel blade tapers to a rounded point, allowing precise, targeted weeding. The broad blade can also be used for trenching or furrowing when drawn at an angle. 12" long overall with a UV-resistant plastic handle. Assorted colors. Made in Canada.

PA330 Loop Weeder

\$15.90

C. Radius Ergonomic Hand Cultivator

Unlike typical hand tools that force you to keep your wrist at an awkward angle, the curved handle on this cultivator lets you keep your joints in natural positions, while the strongest arm muscles do the work. The 1⅜" diameter handle (about 6" long) is thicker than most, making it easier to grip – especially for those with arthritic hands or little hand strength. The head is made from a strong aluminum-magnesium alloy and measures 7" long by 3" wide. Comes with a lifetime warranty.

AD833 Hand Cultivator, 7"×3"

\$15.20

D. Lee Valley Root Knife

Our customers asked us for a knife to use in the soil for dividing perennials, assisting in transplanting, and cutting roots and sod; this rugged knife will do it all without fear of rusting. Economical but well made, it has a sharp stainless-steel serrated blade, a hardwood handle shaped for secure grip, and stainless-steel rivets. It measures 10¼" overall with a 5" blade. For carrying and storing the knife safely, a sheath with a belt loop is included.

BL142 Root Knife & Sheath

\$22.95



A. Garden Weasel

Designed in Germany, this cultivator has barbed tines that break up and separate the soil, aerating it while uprooting weeds. Just run it back and forth over the area you want to cultivate. Each tine is detachable, so you can make a narrow cultivator head for use between plants, or remove the middle set to straddle a row. 54" overall.

PG322 Garden Weasel **\$49.50**

B. Lee Valley Dandelion Digger

This tool was originally called the Star Patent Daisy Grubber when it was made in England a century ago. We reproduced it as a steel forging for improved toughness. The great advantage of this design is the wide spoon-shaped shoulder behind the V that lets you lever weeds out rather than have the neck of the tool sink into the ground. The 54" hardwood handle gives you lots of leverage. 60" overall.

PD203 Long-Handled Digger **\$48.50**



C. Hula-Ho

In production for over 60 years, this oscillating hoe is an outstanding cultivating tool that runs just below the soil surface to slice weeds off at the root. As you push it back and forth, the double-edged forged steel blade automatically sets itself at the correct cutting angle in each direction, so the backward stroke is just as effective as the forward stroke. The 6" wide stirrup-shaped blade cuts a wide swath, so you can cover ground quickly. With the 54" hardwood handle, the tool is 57 1/2" overall.

PK120 *Hula-Ho **\$30.90**

** In addition to our regular shipping charges, a length surcharge of \$10 applies per order.*



D. Lee Valley Dutch Hoe

Modelled after an antique hoe, this tool makes quick, efficient work of clearing weeds from garden beds. The 6 3/4" stainless-steel blade cuts on both the forward and backward strokes, slicing off weeds just below the surface. The hoe is 64" long overall with a hardwood handle.

PK240 Lee Valley Dutch Hoe **\$82.50**



E. Lee Valley Loop Hoe

We designed this loop hoe to make weeding easier in congested areas. The loop design lets you see where the complete hoe blade is at all times, avoiding accidents that slice plants other than weeds. The 3" wide stainless-steel loop slides through the soil with minimal resistance. Designed to be used in a near vertical position, it is very easy on the back, letting you use a sweeping motion. Hardwood handle. 56" overall.

BL125 Lee Valley Loop Hoe **\$53.50**





A. Ho-Mi Digger

The Ho-Mi (little ground spear) digger was first made in Korea in the Bronze Age. The tool has been a standard for 5000 years. Strong, yet light, it is hand forged from steel with a sturdy tang well fixed in a wooden handle. The miniature plowshare design makes it perfect for opening the soil for seeding or setting out transplants. The unique shape also allows you to do many tasks (hilling, digging, weeding, and planting) with only one tool. Blade is 6 1/2" long; handle is 5" long. Made in Korea.

Short-Handled Ho-Mi Digger
CB101

\$25.90



Stainless-steel head is etched with centimetre and inch markings.



C. All-Purpose Lifetime Weeder ^{USA}

Designed to last a lifetime, this little workhorse not only allows you to attack deep-rooted weeds with accuracy, but can also be used as a dibber to pierce holes in the soil for planting seedlings or bulbs. The tapered, 8" long durable stainless-steel head is notched with centimetre and inch markings to assist with plant spacing and planting depth. Made in the USA, it has a comfortable, bright yellow vinyl handle that makes it easy to find in the garden.

PG420 All-Purpose Lifetime Weeder

\$24.95



B. Water-Powered Weeder

Designed to remove the entire root of taproot weeds, this tool is ideal for use with dandelions. By creating a high-pressure stream of water that blasts a hole beside the offending root, it loosens it so that the whole weed can be easily plucked from the ground. Just squeeze the trigger and gently push the wand down into the ground alongside the root. After the weed has been pulled, the water soaks in and the hole fills itself, leaving a smooth-looking lawn. Measures 43" overall.

AL829 Water-Powered Weeder

\$59.50



D. Grampa's Weeder

First produced in the early 1900s, this timeless tool works with a simple technique that is fast, easy and doesn't require any stooping. Simply center the claws over the head of the weed and step on the foot lever to push the claws into the ground. Tilting the handle levers out the weed without breaking the root near the surface. Appropriate for deep-rooted weeds such as dandelions, as well as shallow, densely rooted weeds such as plantain. With a cast steel head and bamboo handle, its total length is 43".

PT705 Grampa's Weeder

\$49.50

A. Mini Weed Torch

The narrow outlet on this compact weed torch emits a focused flame, ideal for herbicide-free spot weeding in gardens or on walkways. An adjustment valve lets you set the flame intensity. You need only apply enough heat to shrivel the foliage, which in turn causes the root to atrophy. Measuring 33" overall, the 24,000 BTU/hour torch uses a standard 1 lb propane cylinder (not included). CSA certified.

PT612 Mini Weed Torch \$48.50



D. Telescoping Crack Weeder

This is one of the best ways to remove grass and weeds from the cracks in patios and walkways. The hardened stainless-steel blade is attached to a 30" anodized aluminum handle that telescopes out to 46" and locks in place with a twist of the wrist. This lets you weed while standing. An excellent tool.

PD405 Telescoping Crack Weeder \$26.50



Tubtrugs Garden Tubs

These tubs can be used for gathering garden produce or trimmings, transplanting, composting, recycling, container gardening and general storage. Made from UV-resistant, food-grade polyethylene that is ribbed to reinforce wall strength, they are highly flexible and have a comfortable contoured grip. The 26 litre (6.8 U.S. gallon) tub is 12" tall and 15" in diameter at the rim; the 38 litre (10 U.S. gallon) tub is 13" tall and 17" in diameter at the rim. The bright colors make them easy to spot in the garden. Clean with a quick spray of the hose. Made in Spain. Each size is available in two colors, sold in pairs.

Garden Tubs, pair		26 litre (6.8 gal.)	38 litre (10 gal.)
B.	Pistachio	WT627 \$34.90	WT629 \$39.50
C.	Blue	WT640 \$34.90	WT645 \$39.50



Weed Brush

Keep cracks between interlocking bricks and patio stones free of moss, debris and shallow-rooted weeds with this brush. The 1 1/2" long brass-plated steel bristles converge to create a wedge shape that effectively scrapes material from cracks with little effort. The 4" wide by 1 3/8" deep by 1 1/2" high beech head can be held by hand or attached to a handle (not included); it is counterbored to accept any commonly available tapered, 3/4" diameter wooden handle (screw included). Made in Holland.

PD402 Weed Brush \$11.00

Lawn care

Lawns look their best when they are kept at the right height, watered regularly and aerated to reduce compaction. With certain tools, this doesn't have to be a high-maintenance chore.



Lee Valley Reel Mowers

Reel mowers are becoming a more common choice for homeowners. Not only are they quieter and kinder to the environment than gas mowers, they also deliver a superior cut because they shear grass rather than tear it. Tearing gives an uneven cut and causes tip browning. As a result, reel mowers have replaced rotary ones as the mower of choice on golf courses and estates. While reel mowers require more heft than power mowers, these modern models are much lighter and easier to push than the heavy cast-iron versions of old.

We offer three different Lee Valley reel mowers to suit your lawn and your pocket book.

The **14" mower** is our smallest and lightest reel mower, perfect for those small lawns found around many urban houses. It worked well in our tests, cutting through even long and matted grass. The five-blade reel has 14" wide blades (actual cutting width 13"), and is height adjustable from 1/2" to 1 1/2". Weighing only 19 lb, it has 8" diameter wheels.

The **18" mower** is a great all-purpose mower that cuts virtually any type of grass. Mid-size and mid-weight, it has greater cutting height than the 14" mower but less than the 20" mower (ranging from 1/2" to 2 1/4"). The

five-blade reel has 18" wide blades (actual cutting width 17"). Weighing 24 lb, it has 10" diameter wheels.

The **20" mower** has the widest cutting path of all our reel mowers. Two quick-release levers easily set the cutting height from 1 7/8" to 3", allowing a higher cut for better soil moisture retention, more effective weed control and a lusher-looking lawn. The four-wheel design adds stability, with 10" front wheels and 6" rear wheels. This 30 lb, five-blade mower cuts virtually any type of grass.

All Lee Valley mowers have ball-bearing mounted reels for years of trouble-free service. All require some assembly and set-up, with assembly and maintenance instructions included.

The **grass catcher** weighs under 2 lb and is available in two sizes: to fit the 14" mower, or to fit the 18" and 20" mowers. Constructed of sturdy polyester with a plastic base, it holds a full bushel of clippings.

- | | | |
|----------|------------------------------|----------|
| A. PA812 | Lee Valley 14" Mower | \$114.00 |
| B. PA810 | Lee Valley 18" Mower | \$159.00 |
| C. PA809 | Lee Valley 20" Mower | \$179.00 |
| PA801 | Grass Catcher for 14" Mower | \$ 39.90 |
| D. PA800 | Catcher for 18" & 20" Mowers | \$ 37.50 |

TurnSpout

Downspouts generally do a good job of diverting rainwater away from your home, but they can get in the way when you're mowing the lawn, and they can't be easily repositioned to direct the water where you want it to go. A TurnSpout solves these problems. It is an adjustable, lockable elbow joint that rotates 360° and lifts or lowers 25°. This allows you to move the downspout out of the way or direct water flow. Made of high-density polyethylene and rugged ABS plastic, it measures 7" long with 2 1/2" x 2 1/2" and 2 3/4" x 2 3/4" ends. Fits most downspouts. Eight mounting screws included. Made in Canada.

- | | | |
|----------|------------------|---------|
| E. WT520 | TurnSpout, White | \$19.90 |
| WT521 | TurnSpout, Black | \$19.90 |





Four times the gripping surface of conventional handles, with room for both hands.

A

Oversized steps are ergonomically designed for secure, comfortable foot placement.



C

A. Radius Ergonomic Stainless-Steel Edger

Thoughtfully designed to help you work comfortably and efficiently, this ergonomic edger has a large circular handle that you can grip from any angle to avoid wrist and muscle strain, while its durable thermoplastic elastomer coating provides good grip. The broad steps on the 9" wide stainless-steel blade are angled to reduce the chance of your foot slipping off, helping avoid injuries. The strong carbon-steel shaft is encased in resin to resist rust and damage. About 38" long overall, the edger weighs 4 lb.

PG100 Ergonomic Edger

\$73.50



Handle folds and blades lock closed for storage.

B

Blades rotate.

B. Long-Handled Grass Shears

This tool is perfect for those who dislike powered string trimmers, particularly because of the damage they often do to bark on young trees. At about 38" tall, it gives just enough reach to permit trimming without stooping. The cutting head rotates to allow vertical cuts on growth overhanging walkways and patios, and can be positioned in line with the handle for low-profile storage. Ideal for trimming grass along walkways, beside buildings and around trees. The 5½" blades have a low-friction coating for smooth operation. Great value in a high-quality trimmer.

PC920 Long-Handled Grass Shears

\$38.50

C. Pound-In Edging

This edging is much simpler to install than conventional lawn edging. Each heavy-plastic interlocking piece is 6¼" wide by 5½" high. Using a rubber mallet, you hammer each piece into the ground, interlocking it with the previous piece. It's easy to make curves and stagger the top level for going up hills. Enough to make approximately 20' of installed edging. Comes with four 90° corner connectors and four T-connectors. Instructions included.

XK550 Black Edging, 20' Kit

1+
\$29.50

3+
\$25.90

Pruning

It's important to trim dead, diseased or overgrown branches and stems early in the season, as it helps increase flower and fruit production, improves plant health and encourages strong growth.



Felco Pruners

Felco of Switzerland is probably the world's most highly regarded manufacturer of hand pruners. If you have ever had the misfortune of using a poorly made pruner, you will quickly appreciate the feel and performance of the Felco line. They are designed to cut cleanly and evenly, leaving no crushed wood that might invite pests or disease. The blades are made of top-quality steel, hardened and precision ground. The handles are forged in manganese aluminum alloy and insulated with red plastic.

The handle on the #15 model rotates as the tool is squeezed shut, allowing a natural hand movement that prevents blisters and fatigue, as well as requiring less effort. The compact #6 pruner has an offset head to keep your arm and wrist positioned naturally while cutting. The #8 is a full-size pruner, while the #9 is its left-hand equivalent. The #2 is the original Felco hand pruner design that has remained the same for over 70 years. The #4 is a basic model that is perfect for occasional use or general garden maintenance. For harvesting blooms and dead-heading, the #100 has a pair of curved brackets alongside the blades to grip the stem while cutting it, so you can reach into foliage, select a bloom and retrieve the cutting, all with one hand.

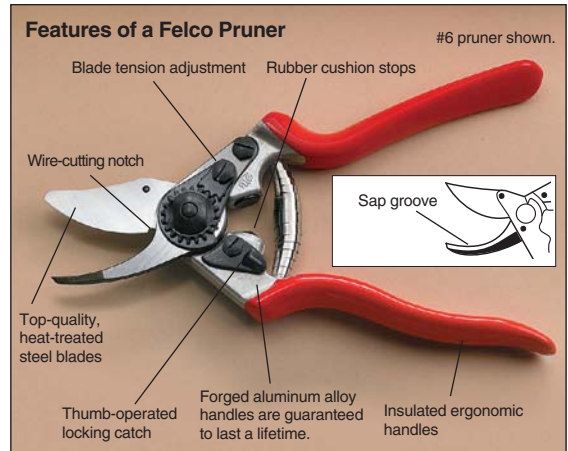
The blades and all parts are replaceable. All styles should provide many years of faithful service. They are the best choice for the serious gardener.

Felco #	Product #	Price	Left or Right Hand	Hand Size	Overall Length	Blade Length	Cut Diameter	Notes
#15	AB235	\$80.50	RH	small	7"	1 5/8"	3/4"	ergonomic, rotating handle
#6	AB201	\$63.50	RH	medium	7 3/4"	1 5/8"	3/4"	ergonomic, compact
#2	AB208	\$68.00	RH	large	8 1/2"	2"	1"	classic
#4	AB220	\$56.50	RH	large	8 1/2"	2"	1"	standard (no adjustment)
#8	AB202	\$65.50	RH	large	8 1/4"	2"	1"	ergonomic
#9	AB203	\$65.50	LH	large	8 1/4"	2"	1"	ergonomic
#100	AB233	\$77.50	RH	large	8 1/2"	2"	3/8"	cut-and-hold jaws

Felco Pruner Holster USA

Made to carry any Felco hand pruner, this leather holster also fits other pruners of similar design. You can thread the holster onto a belt up to 2" wide or secure it to a pocket, waistband or belt with the built-in clip. Made of durable leather with heavy stitching reinforced with rivets, it is 9" overall, with an inside cavity about 2 1/2" x 3/4" x 4" deep. Made in USA.

AB250 Felco Pruner Holster \$13.50




Complete Pruning Kit

This set features some of our favourite pruning tools, providing you with what you need to trim anything from tiny twigs to substantial branches. Made with strong steel blades and sturdy but lightweight construction, it's a set that will stand up hard use. The included diamond sharpener helps you keep a keen edge on the pruners to allow clean, faster healing cuts.

The **high-quality bypass pruner** has a well-fitted construction of cast aluminum alloy and hardened tool-steel, making it cut cleanly, reliably, and without much effort. Measures $7\frac{3}{4}$ " overall with a $1\frac{5}{8}$ " blade and, comes with a spare blade to ensure many years of service. While the bypass pruner makes a clean slice through soft green stems without crushing, the **high-quality anvil pruner** provides the strength and leverage needed for cutting tough, dry deadwood. Made of strong but lightweight forged aluminum, it has a high-carbon SK-5 Japanese steel upper blade that can power through woody material. A PVC coating on the handles provides a good grip. Comes with a replacement blade to ensure long-term service.

With the **diamond sharpening stick**, sharpening pruners and loppers is easy.

Simply swipe it along the existing bevel of the blade; the 280x diamond polycrystalline grit leaves a nicely sharpened edge. At $7\frac{3}{4}$ " overall, it collapses to $5\frac{3}{8}$ " to fit neatly in a pocket, and provides both a flat surface for sharpening pruners, loppers and scissors, and a half-round surface to accommodate serrated edges. An effective and versatile one-step sharpening tool.



The unique blade on this **curved pruning saw** helps it to stay in the kerf while cutting, letting you concentrate on sawing instead of positioning the blade. The Japanese-style teeth are extremely sharp, and make a smooth cut that promotes quick healing. 19" overall with a 13" long blade, it is suitable for branches up to 5" in diameter. Made in Japan.

For a limited time, save 25% on this set of excellent tools compared to buying the items individually.

AB327 Complete Pruning Kit

\$86.00



PRUNING FOR PLANT HEALTH

The fastest healing tree wound is a clean one. Pruning saws with Japanese-style teeth give the smoothest cut of any without leaving torn or split bark. For the best results with pruning shears, always be sure that they are as sharp as possible.

Pocketboy 170M Folding Saw

This is an impressive saw for both pruning and general construction work. Suitable for use with green or dry wood, the aggressive yet smooth-cutting 9 tpi taper-ground blade is $6\frac{1}{2}$ " long. The steel handle, with a textured rubber grip, can be set in-line with the blade or offset. Under 15" long overall when open, the saw folds for compact storage and easy transport. At just over 8" long folded, it is a great size for backpackers (weighs just 7.2 oz) and comes with a plastic storage case that can clip to a belt. Made in Japan.

60T60.13 Pocketboy 170M

\$49.50



Pocketboy 170M comes with a storage case that clips to a belt.



A. Jameson Professional Tree-Pruning Kit USA

Widely used by utility and arborist companies, this professional tree-pruning kit is ideal for large, well-treed properties that require a reliable tool for regular maintenance. It includes a bypass pruner head, a 13" saw head, and either a 12' or 18' pole. Reinforced with Kevlar fiber for a sturdy, lightweight shaft, the fiberglass pole comes in 6' snap-together sections with aluminum ferrule ends. The hardwearing forged pruner head, with a 1" cutting capacity, has a double-pulley mechanism that reduces cutting effort. The true bypass blade cuts cleanly, and a heavy-duty recoil spring keeps it from sticking shut. The 13" Japanese-style pull-cut saw is hard-chrome plated with impulse-hardened teeth for quick, clean cuts. A 16" saw with a wider, thicker blade is offered separately, but the 13" saw is ample for most uses. The 13" saw and the pruner head each include a pole adapter to make switching heads quick and easy (16" saw has no adapter). A serious tool, built to last.

PB160 Tree-Pruning Kit, 12' **\$249.00**

PB162 Tree-Pruning Kit, 18' **\$299.00**

B. PB163 16" Optional Saw Blade **\$ 49.00**

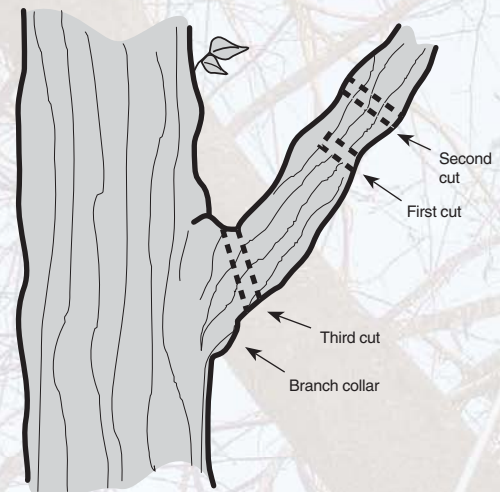


PRUNING TO A BRANCH COLLAR

When pruning a larger branch, never cut flush to the trunk. Make your cut just above the branch collar – the series of wrinkles or swelling at the base of the branch where it attaches. The growth cells that form the healing callus around the cut wound are located here.

Heavy branch removal, which could tear bark away from the edge of a pruning wound, should be done in three steps:

1. The branch must be shortened to lighten the load at the site of the final pruning cut. The first cut is made underneath the large limb to be removed. Make the cut about a foot beyond the branch collar and about one third of the way through.
2. The second cut is made on top of the limb, six inches beyond the first cut and all the way through the limb. This removes the bulk of the weight of the branch. When removing very heavy wood, be prepared for the limb to break off before sawing all the way through during the second cut. Any bark tearing will be stopped by the first cut you've made.
3. The final cut should be as close to the branch collar as possible and parallel to it.





← 7" overall →



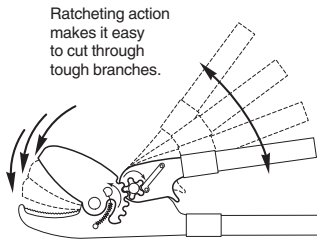
A. Lee Valley Pruning Blade for Reciprocating Saws

With a 6.5 tpi Japanese tooth pattern, this 7" long blade cuts quickly and cleanly through branches up to 5" thick. Its curved blade helps to maintain contact with the branch for a smoother cut. The teeth are impulse hardened for durability, and a hard chrome plating helps protect the blade from corrosion. The 1/2" shank fits most reciprocating saws.

EC680 Pruning Blade, ea. 1+ \$19.90 3+ \$16.95

Heavy-Duty Bypass & Anvil Loppers

With telescoping handles and a large ratcheting head, these loppers provide increased cutting power with reduced effort. The aluminum pin-locking handles have comfortable rubber grips, and the carbon-steel blades have a non-stick coating to reduce cutting friction. Both models cut branches up to 2" in diameter. The bypass loppers weigh 3.3 lb and extend from 27" to 40" overall. The extreme-duty anvil loppers weigh 4.4 lb and extend from 28" to 41".



B. EB340 Heavy-Duty Bypass Loppers \$47.90
C. EB341 Extreme-Duty Anvil Loppers \$47.90



D. Long-Handled Shears

These are the shears to use when tidy, precise cuts are important, such as in topiary work or when trimming ornamental grasses. Lightweight, well balanced and weighing just under 2 lb, they are not tiring to use. The aluminum handles provide a comfortable grip, while the shock-absorbing bumpers reduce strain in prolonged use. The offset design allows for clearance when sculpting a hedge to a precise outline. The 7" carbon-steel blades have a smooth action like that of fine tailor shears, providing a quick, clean cut. The shears are 29" long overall and include a sheath.

EC527 Long-Handled Shears \$54.50



Early harvest

Regular harvesting of vegetables such as lettuces, spinach and beans encourages continued growth and results in an abundant supply of fresh produce throughout the summer.



A. Sickle Knife with Sheath

Made in Japan, where it is used to harvest wild mushrooms, this crescent-shaped knife cuts through thick vegetable stalks and tough, fibrous plants with ease. Useful for pruning, as well as clearing dense weeds or grass, the rigid stainless-steel blade has a serrated section for sawing through woody stems, and a single-bevelled section for making clean cuts close to a surface. With a 4½" blade and a handle that is shaped to fit the hand comfortably, it is compact and maneuverable for working in tight spaces. The included belt sheath comes with a carabiner clip that can be used to hold a bag for gathering trimmings or harvest. A practical, versatile yard and garden tool.

BL108 Sickle Knife with Sheath **\$22.90**

B. Opinel Mushroom Knife

Made by a famous French knifemaker, this is a high-quality knife for picking and cleaning mushrooms. The sharp, sickle-like blade ensures a neat cut through the soft stems of fungi, and the natural bristles built into the handle let you brush them free of dirt. Rounded teeth on the back of the blade help remove the cuticle (outer layer) of mushroom caps. It has a stainless-steel blade and a varnished beech handle that resists moisture, and to prevent accidental opening or closure the ferrule includes a positive locking ring. 8¼" long overall, with a 2¾" blade. Made in France.

BL111 Mushroom Knife **\$29.90**

C. Maine Garden Hods ^{USA}

These attractive and well-constructed harvest baskets are made of wood with a vinyl-coated steel-mesh bottom, to hold the harvest but not the soil. They are also attractive containers for displaying fruit or dried flowers indoors, or for holding magazines or kindling. The medium size measures 16"×9"×8" and the large measures 19"×11"×11". Fashioned after traditional East Coast clam-collecting baskets (or hods). Made in USA.

WT610 Medium Hod **\$58.00**
WT612 Large Hod **\$67.50**

D. Forged Flower Snips

These high-quality forged chrome-vanadium steel snips are perfect for light-duty detail work such as trimming and harvesting. Razor sharp, they are made in Japan to exacting standards, and are especially suited to collecting flowers and deadheading roses. 7" overall.

EB125 Forged Flower Snips **\$49.50**





Eight-Tier Herb Dryer shown

E. Herb Dryers

Harvesting and air drying culinary herbs is one of the best ways to extend the life of your herb garden, and the easiest and least expensive method of preserving herbs for year-round use. Air drying allows moisture to evaporate slowly and naturally, leaving the flavor-filled essential oils behind. These well-constructed dryers consist of a special-weave nylon mesh that maximizes air circulation. When suspended in a dry and well-ventilated interior area, the herbs dry evenly and completely, ensuring a high yield. The wire frame is rustproof high-tensile steel. There is 2.6 sq.ft. of space on each 22" shelf, and the shelves average 8" apart. The unit collapses flat for storage in its nylon case. A detailed and illustrated eight-page instruction booklet is included to guide you in how to harvest, dry and store different herbs.

- 09A04.64 Eight-Tier Herb Dryer \$39.50
- 09A04.66 Four-Tier Herb Dryer \$29.50



F. Fermentation Crock Set USA

Modelled on a traditional design, this high-quality ceramic crock lets you ferment foods in large quantities, providing an easy way to preserve your harvest. Hand finished with a lead-free, food-safe glaze, the 2 gallon crock won't retain food flavors and is easy to clean. Measures about 10 1/2" in diameter by 9 1/2" high. The crock has a ceramic cover to shield contents during fermentation and a pair of semi-circular stoneware weights to keep ingredients submerged in brine throughout the process. Comes with a selection of easy-to-follow recipes.

- EV330 Fermentation Crock Set \$99.50



Stainless-Steel Compost Pails

These stainless-steel compost pails won't take on the smell of onion scraps or the color of beet juice (as plastic containers often do) and are handsome enough to keep on the countertop if you wish. The small pail measures 7 1/2" high by 8" in diameter and holds up to 4 litres (1 U.S. gallon). The large measures 8 1/2" high by 9 1/2" in diameter and holds up to 6 litres (1.6 U.S. gallons). Each includes a stainless-steel handle and lid. Just needs a quick rinse to clean. An excellent-quality product.

- G. XG155 Small Stainless Compost Pail \$29.90
- H. XG150 Large Stainless Compost Pail \$32.50



Birding

Attracting birds to your yard can help control insects. Bird houses, baths and feeders, as well as plants that produce fruits and berries throughout the year, will encourage birds to visit.



A

A. Glass Flower Hummingbird Feeder

This small feeder can be staked throughout your garden or in large containers to provide hummingbirds with additional access to food (and accommodate their roaming, food-gathering habits). Designed to mimic a flower, the hand-blown glass feeder has a 4 oz (118ml) capacity and a single flower-shaped feeding port that can be removed for cleaning. The 3 1/2" diameter feeder threads onto a powder-coated stake for a total length of 26".

AG167 Flower Feeder \$29.90

B. Double-Sided Squirrel-Resistant Feeder USA

Squirrels are a constant source of annoyance to those kind souls trying to care for hungry birds. This feeder's perch is attached to a weight-activated door that closes over the seed ports when squirrels jump on. The adjustable spring mechanism can be set to accommodate songbirds while discouraging heavy birds such as grackles. The lid locks shut to keep critters out, and a seed-saver baffle reduces seed spilling and waste. With a powder-coated, galvanized steel body, the durable double-sided feeder measures 14 1/2" x 12" x 9" high and can be hung or pole-mounted with the included wire hanger and 5' pole. Holds 2 gallons of seed. (Effective against black squirrels; immature red squirrels can sometimes gain access.)

AG339 Double-Sided Feeder \$124.00



Feeder comes ready to mount on the included 5' pole.



A. Birdbath & Stand Set

A birdbath not only provides a suitable place for birds to drink, bathe and cool off; it also lets you enjoy watching the species that visit your yard. Sealed with a protective glaze, this attractive ceramic birdbath has gently sloping sides to accommodate a variety of birds. You can fill the basin to a maximum depth of 2", suitable for larger species such as northern cardinals, blue jays and grackles, or maintain a depth of 1" to attract smaller songbirds. The rust-resistant powder-coated steel stand with four stabilizing stakes supports the basin about 30" above the ground. The basin measures 14" in diameter and weighs 5 1/2 lb. Store indoors during winter, as freezing temperatures may cause breakage.

PG926 *Birdbath & Stand Set **\$94.50**

* In addition to our regular shipping charges, a length surcharge of \$10 applies per order.

B. BirdCam

This 42-megapixel motion-sensing camera snaps sharp, high-resolution photos or video that you can upload to a computer to help identify the bird species that frequent your feeders or the animals prowling your garden after dark. Straightforward to set up, program and use, it can be installed on a tree or post with the included mounting strap. It automatically activates a built-in white LED flash to provide clear images even in dimly lit conditions. You can adjust the sensor's operating distance in a range from 6" to infinity, select from a range of shutter delay times, choose from different photo resolution settings or take short videos (up to 15 seconds). The camera has a rugged weather-resistant housing with a built-in standard tripod mount and comes with complete instructions. Requires four AA batteries and an SDHC card you supply. Measures about 3 1/2" tall by 3 1/4" wide by 2 5/8" thick.

AB960 BirdCam **\$129.00**



C. Ceramic Bird Home

Designed for cavity nesters such as warblers, wrens, chickadees and some flycatchers, this hanging bird home has a 1 1/8" opening that allows only small birds to enter. The wide lip keeps out rain and is set high enough to protect eggs from predators. Made from high-fired clay that absorbs and releases moisture to help regulate temperature, the home is coated with a protective glaze. The bottom has small drainage holes and a removable plug for end-of-season cleaning. About 6 1/2" in diameter by 8 1/2" tall. Just over 2 lb. Forged-steel hanger included.



AG112 Ceramic Bird Home **\$49.50**



Keep your garden growing at its best with more helpful gardening tips from Niki Jabbour.

Stainless Steel Wood-Handled Gardening Tools **New**

What sets these apart from other long-handled gardening tools is how strong yet lightweight and easy to maneuver they are. Each has a durable ash shaft set in a deep socket for excellent strength, and a stainless-steel head that is non-rusting and scours well.

The spades, bulb planter and shovel all have foot treads to prevent damage to your footwear and your arches. The compact size of the border spade and fork makes them ideal for preparing beds and borders, working in containers, transplanting, or tending to areas around existing plants. They are about 41" long overall with 9"x5 1/2" heads. The digging spade and fork are intended for tasks that require heavy digging. They are well suited for ground preparation and harvesting and can also be used for transplanting and mixing soil amendments. Each is 43" long. The head on the fork is 11 1/2"x7" while the head on the spade is 11 1/4"x7". The shovel has a generously sized 11 1/4"x8 1/2" blade with a rounded point that allows you to easily cut into hard-packed earth and transfer soil quickly. It is 43" overall.

The 43" tall transplant spade has a 10 3/4"x5" blade that is longer and narrower than most standard spades. Blending the attributes of a rabbiting spade and a trenching spade, it captures a sufficient depth of root structure during transplantation without harming surrounding plants. With an ergonomically designed T-shaped handle, the bulb planter allows you to effortlessly maintain a comfortable upright position. Measuring 37" long with an 8 3/4" long head, it has a serrated blade that easily penetrates soil or grass, cutting a 2 1/2" hole. The head has measurements in inches and centimetres engraved on the back for determining planting depth.

All these tools exceed the British standard of 121 lb of prying force at the end of the handle without breaking; however, they are not indestructible and should not be used to uproot saplings or move boulders. As with any wood-handled tool, we do not recommend leaving them outdoors in the rain.



- | | | |
|----------|----------------------|---------|
| A. PG160 | Digging Spade | \$56.50 |
| B. PG161 | Digging Fork | \$56.50 |
| PG162 | Digging Spade & Fork | \$99.00 |
| C. PG163 | Border Spade | \$47.50 |
| D. PG164 | Border Fork | \$47.50 |
| PG165 | Border Spade & Fork | \$84.00 |
| E. PG166 | Shovel | \$56.50 |
| F. PG167 | Transplant Spade | \$56.50 |
| G. PG168 | Bulb Planter | \$47.50 |

